

Grade 2: Week 19 and 20



English

Being Safe



Ministry of Education,
Arts and Culture



NAMIBIAN
COMMUNITY TRUST

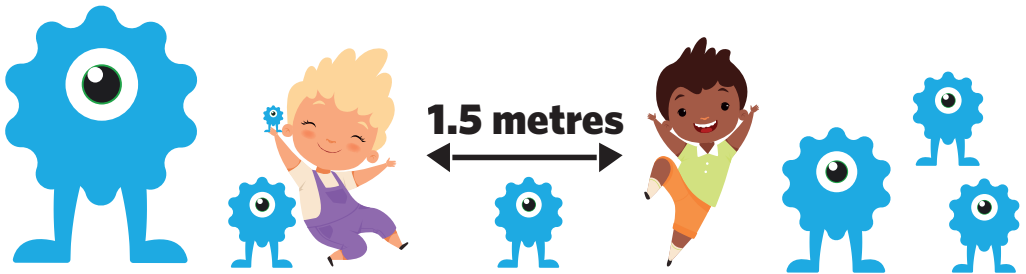


Capricorn Foundation



for every child





- | | | | | |
|----------|----------|----------|----------|----------|
| 1 | 2 | 3 | 4 | 5 |
|----------|----------|----------|----------|----------|

These numbers indicate which day you can complete each worksheet! But if you want to, you can work ahead and do the rest as well.

This publication is a collaboration between the Ministry of Education, Arts and Culture and Namibia Media Holdings. This publication is sponsored by the Ministry.

Copyright © Ministry of Education, Arts and Culture. All parts of this publication cannot be reproduced, stored in a retrieval system or transmitted in any form or by any means, electronic, mechanical, photocopying, recording or otherwise without prior permission of the Ministry of Education, Arts and Culture or the Publisher.

Production by: Namibia Media Holdings  **NAMIBIA MEDIA HOLDINGS**

Printing: Newsprint Namibia  **newsprint**



The Ministry of Education, Arts and Culture
www.moe.gov.na



Vocabulary and sight words

Read the following sight words , trace and then write them.

Read

Trace

Write

ate
well

ate	
well	

yes
they

yes	
they	

safe
strangers

safe	
strangers	

Grade 2

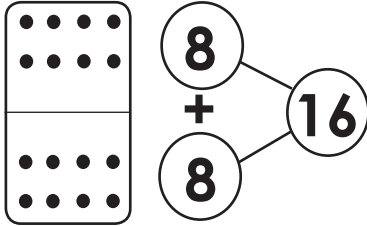
Week 19



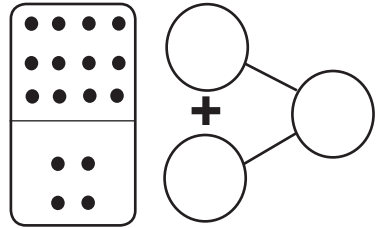
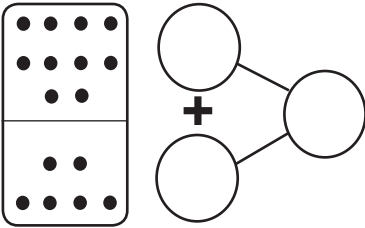
Number bonds of 16

Count the dots on each block. Write it and add them.

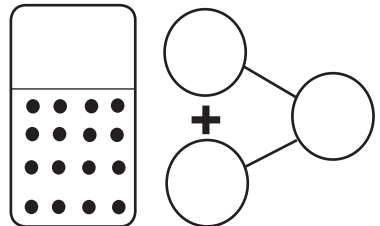
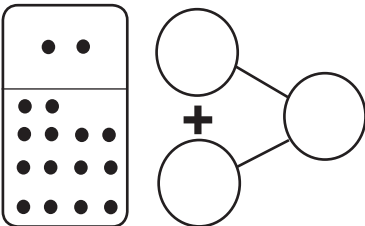
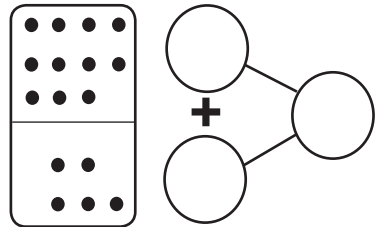
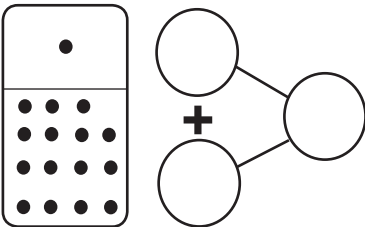
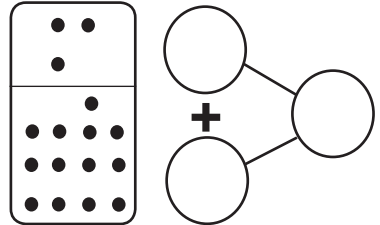
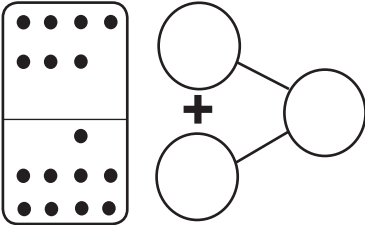
Example:



Grade 2



Week 19




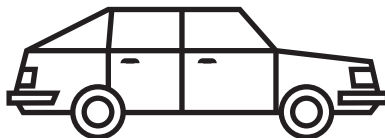
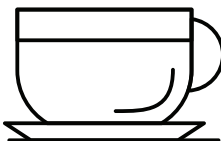

Phonics – c words

Trace the C sound

1. Read, Trace and then write.

Read	Trace	Write
cup	cup	_____
cat	cat	_____
cap	cap	_____
can	can	_____
cot	cot	_____
cut	cut	_____

2. Colour all words that start with c.



Comparing numbers

Circle the correct number and fill it in.

Remember: $<$ = smaller than
 $>$ = bigger than
 $=$ = equals to

Example: 99 100
 19 89 100

a) $>$
 33
 29 35 89

e) $<$
 72
 80 70 64

Grade 2

b) $=$
 43
 60 43 44

f) $=$
 28
 20 18 28

Week 19

c) $<$
 45
 30 59 25

g) $>$
 91
 56 19 99

d) $>$
 19
 35 10 22

h) $<$
 55
 78 21 49



Reading Comprehension

Read the story and answer the questions below

Home safety rules

Keep cloth and paper away from the stove top and any open flame in your home.

Never place water or oil in a hot pan.

Never place a knife in the toaster.

Be respectful of electricity and never touch a socket with wet hands or place appliances near or in water.

Never run down the stairs with something sharp or breakable in your hands.

Always point sharp objects to the floor and not at someone.

Be careful when glass breaks. Call an adult to come and help you to clean it up.

Call for help when you are in trouble.



Grade 2

Week 19

Write yes and no

- Should we play with fire? _____
- Should we play with broken glasses? _____
- Should we call for help if in trouble? _____
- Should we run down the stairs? _____
- Should we touch plugs with wet hands? _____
- Should we place a knife in a toaster? _____
- Whom should you call when you are in danger?



Multiples

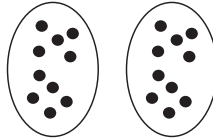
Count in tens up to 100.

0, 10, _____, _____, _____, _____, _____, _____, _____, _____, 100
 19 89 100

1. Use the groups to find the answers.



$1 \times 10 = 10$

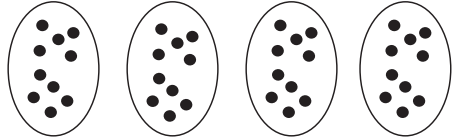


a. $2 \times 10 =$ _____

Grade 2

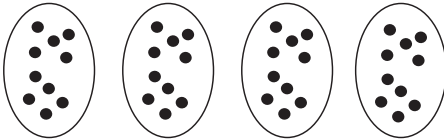


b. $3 \times 10 =$ _____

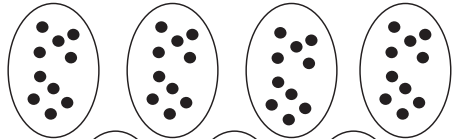


c. $4 \times 10 =$ _____

Week 19




d. $5 \times 10 =$ _____



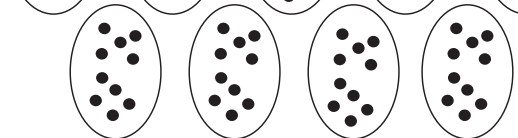
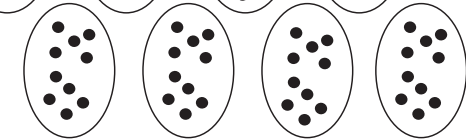
e. $7 \times 10 =$ _____



f. $8 \times 10 =$ _____



g. $9 \times 10 =$ _____

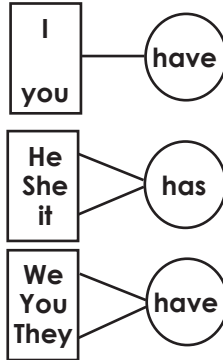


Irregular Verbs (have / has)

For a person name: Tom = has

Fill in the correct word and add **a** or **an** after it.

Remember we use **an** in front of a vowel and **a** in front of a consonant.



Grade 2

Week 19

Example: I **have a** short pen.

You **have a** cute cat.

I **have an** apple.

He _____ book.

She _____ wallet.

You _____ key.

She _____ camera.

It _____ red bell.

Kate _____ big bag.

Scott _____ umbrella.



Fractions

Fractions are parts of a whole, when the whole is cut into **equal parts**.
Answer each question below by writing **one whole**, **one half** or **one quarter**.



one whole



one half




one quarter

Grade 2

How much of the pizza is left?








Week 19

How much of the watermelon is left?










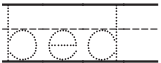




Word building

1. Read out, then connect the matching words

up	if
an	up
if	an
as	ox
ox	as

of	in
at	us
in	it
it	of
us	at

2. Join the letters that match the picture and write the word on the line.


	b — e — t w o d	
	j a t h e m	_____
	p e g b i t	_____
	f o b j u g	_____
	b i p d a n	_____



Writing

Sequencing of pictures

Number the pictures according to the way they it should follow each other. Use numbers 1,2,3, 4.



Now, write a short story about the pictures. Use the following vocabulary.

Teddy bear

flower vase

football

kick

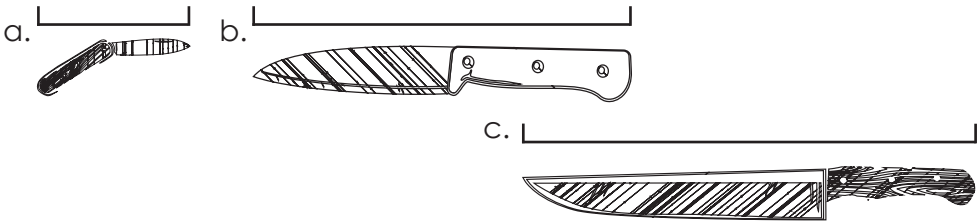
broke /broken



Length

Build 2 – 3 letter words


1. Use a ruler to measure the length of the objects below:



2. Use the pictures above / and answer the questions.

- Which knife is the longest? _____
- Which knife is the shortest? _____
- Which knives are longer than the pocket knife? _____

3. Measure in centimetres



4. Measure the length of the arrow



5. Draw a line shorter than the arrow.

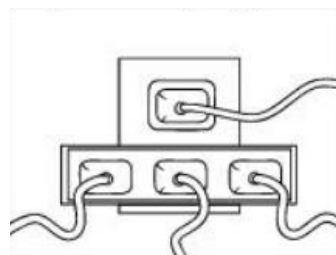


Safety

Is it Safe

Colour the pictures that show safe choices.

Cross out the pictures that do not show safe choices



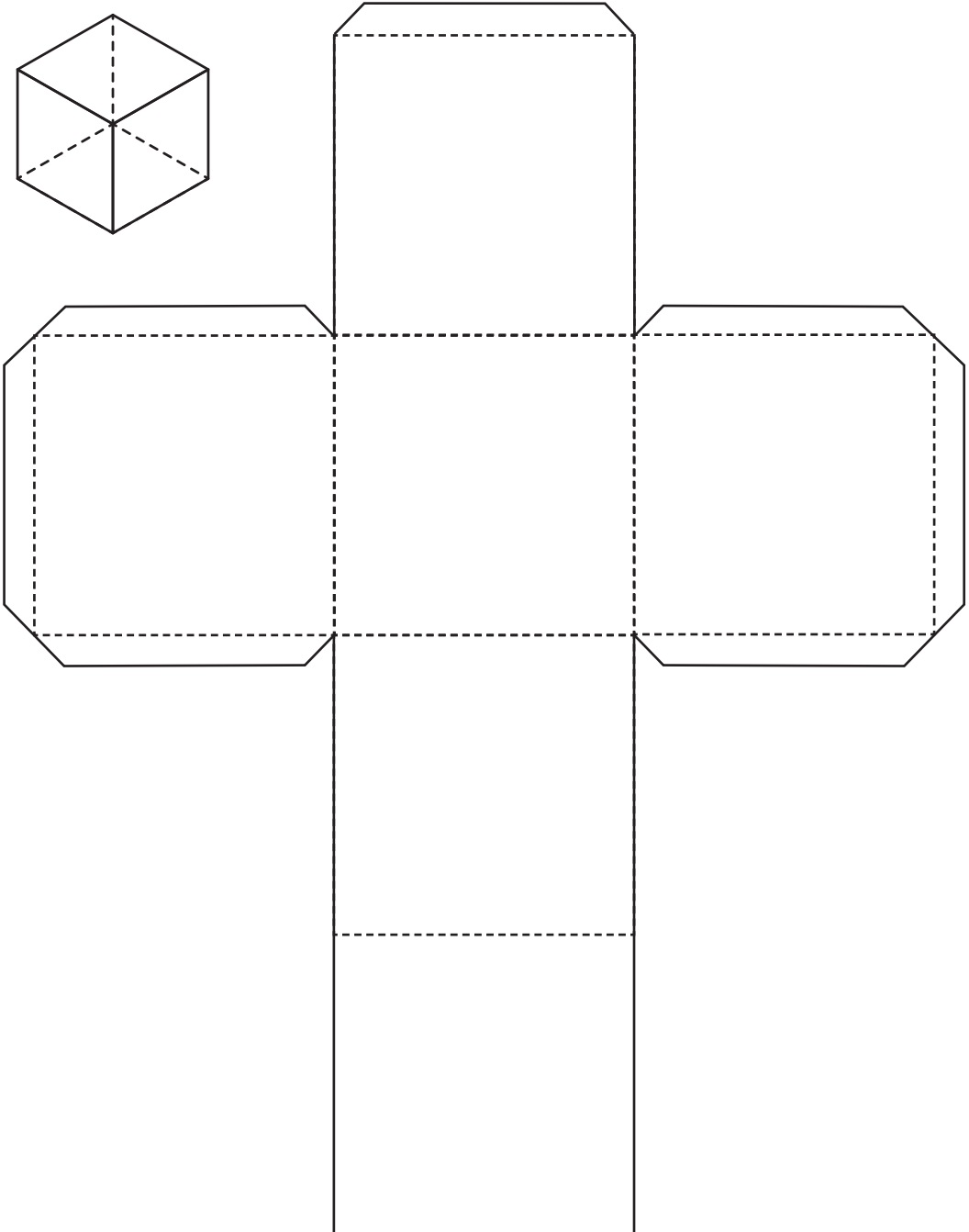
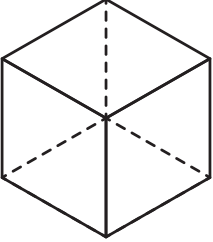
Grade 2

Week 19



Geometry – 3- D shapes

Cut out on the solid lines and then fold on the dotted lines to make a cube.



Grade 2

Week 19





Vocabulary and sight words

Find the following words in the word search

ate

well

they

dangerous

safe

strangers

d	s	a	e	y	w	h	w	e	l	l
y	a	e	t	s	o	g	i	j	k	l
e	f	d	a	n	g	e	r	o	u	s
h	e	s	r	e	g	n	a	r	t	s
t	x	o	m	s	y	e	s	n	f	b

Write short sentences with the following words.

ate: _____

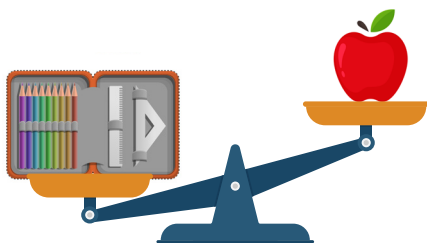
they: _____

safe: _____



Mass

Look at the following and fill in the blanks with 'heavier than', 'lighter than' or 'the same as'.



The pencil case is
_____ the apple



The bottle is
_____ the milk carton



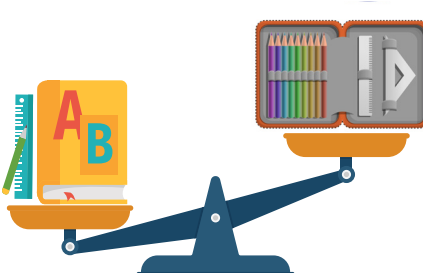
The apple is
_____ the lemon.



The lemon is
_____ the books.



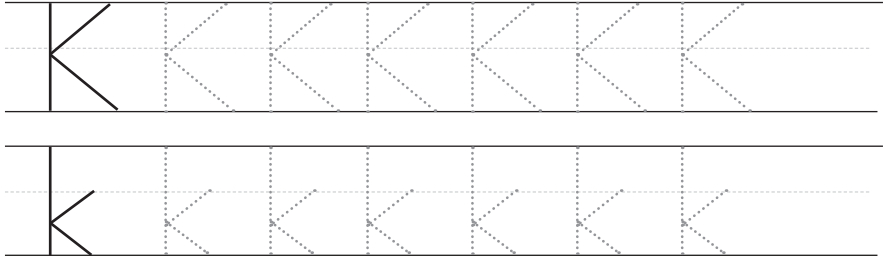
The milk carton is
_____ the books.




The pencil case is
_____ the books.



Phonics = k words



Write your own two words starting with "k".



kite



king



key




kitten





Computation


Subtraction


Complete:


• $38 - 3 =$ 


* $66 - 3 =$ 


• $45 - 2 =$ 

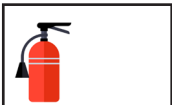
* $54 - 2 =$ 


• $69 - 5 =$ 

* $83 - 3 =$ 

• $27 - 6 =$ 

* $95 - 4 =$ 

• $72 - 1 =$ 

* $17 - 5 =$ 

Plurals = s / es

Complete the sentences by adding s or es.

Example. Those _____ are so beautiful.


flower

= Those flowers are so beautiful.

1. I have six _____.
car




2. The _____ are in the sink.
dish




3. Zahirah has two _____.
doll



4. Chris ate two _____.
sandwich



5. Mary has six _____.
pencil

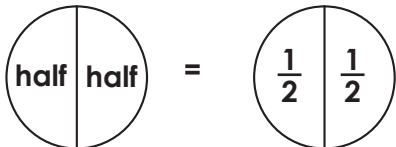


6. I see three _____.
cross

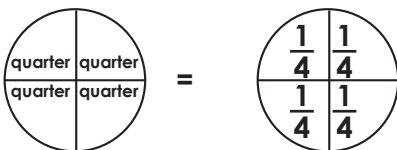


Fractions

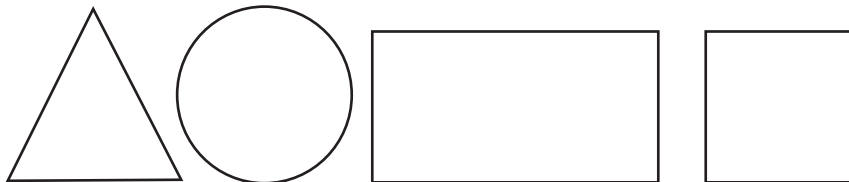
The two equal parts of a whole are called halves.



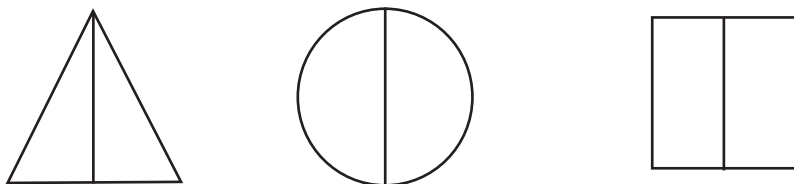
The four equal parts of a whole are called quarters.




1. Draw lines on each shape to divide them into halves.



2. Colour half of these shapes.



3. Colour 1 quarter of these shapes.



Reading

Read the story and answer the questions below

What is a safe place?

If you find that you are lost, or you just feel unsafe for any reason, and there is no adult with you that you can trust, then you should find a safe stranger to help you.

A good place to find a safe stranger is in a safe place.



Grade 2

Week 20

The best type of safe place is always in a busy public area. But, if a stranger follows you or tries to grab you: Be smart and yell as loud as you can, "This stranger is trying to harm me **HELP! HELP!**". Run towards a lighted place where there are people. Never run into a dark place or deserted area.

1. What must you do if you are lost or feel unsafe?

2. Name the places that can be safe places?

3. Which word must you scream if a stranger wants to grab you?

4. Why do you think these places can be called safe places?



Sight words

Read the clues below and find the answer in the word search.

g	s	x	n	o	w
z	j	b	v	s	d
c	u	t	a	b	i
t	y	t	b	u	y
y	e	s	c	e	n
v	s	p	h	o	t

Grade 2

Clues:

1. Opposite of no
2. Not later
3. Purchase
4. Use scissors to...
5. Very warm



Problem Solving

Write the number sentence and then answer.

1. 7 Boys are walking across the lawn. How many feet do you see?

Number sentence: _____

There are _____ feet.

2. Tom has 16 marbles. He gives me 5 marbles and then 7 marbles to my brother. How many marbles does Tom have left?

Number sentence: _____

Tom has _____ marbles left.

3. Mom lit 20 candles. The wind blew 13 candles out. How many candles are still burning?

Number sentence: _____

There are _____ candles still burning.

4. Uncle Ted sells one match box for N\$5. How much money does he make if he sells 8 match boxes?

Number sentence: _____

He makes _____.

5. Mom had a dinner party. She used 5 knives, 10 spoons and 5 forks. How many pieces of cutlery did she use?

Number sentence: _____

Mom used _____ pieces of cutlery.



Contractions

Write the correct contractions for the underline words.

1. She is at the park. _____
2. Where is the ball? _____
3. There is the book. _____
4. He is not at school. _____
5. How is your food? _____
6. It is snowing! _____

Grade 2

Week 20

it's

he's

where's

she's

how's


there's

Choose two contractions in the block above and write sentences:



10 Times Table

Help Newton to find her way out of the maze by shading the path counting in 10's up to 100.

in	10	21	19	62	38	
	20	30	31	90	100	out
	29	40	24	80	103	
	46	50	60	70	95	
	61	55	72	67	44	

Count in 10's up to 100

10, _____, _____, _____, _____, _____, _____, _____, _____

Match the multiplication fact to the correct repeated addition facts.

10×3

$10 + 10 + 10 + 10 + 10 + 10 + 10$

10×2

$10 + 10 + 10$

10×5

$10 + 10 + 10 + 10 + 10$

10×4

$10 + 10 + 10 + 10 + 10 + 10$

10×7

$10 + 10 + 10 + 10$

10×6

$10 + 10$



Short / long vowels

Read the words and then write each in the correct block.

cat	like	frog	mope	dog
date	grape	block	sit	slate
	map		toe	

Short vowels

Long vowels

Grade 2

Week 20

How many short vowel words?

How many long vowel words?



Multi-step problems

Do these sums as quick as you can:

$5 + 2 + 5 = \underline{\hspace{2cm}}$

$15 - 2 - 3 = \underline{\hspace{2cm}}$

$4 + 4 + 7 = \underline{\hspace{2cm}}$

$14 - 4 - 4 = \underline{\hspace{2cm}}$

$8 + 2 + 4 = \underline{\hspace{2cm}}$

$12 - 6 - 5 = \underline{\hspace{2cm}}$

$3 + 4 + 7 = \underline{\hspace{2cm}}$

$11 - 1 - 7 = \underline{\hspace{2cm}}$

$9 + 1 + 3 = \underline{\hspace{2cm}}$

$10 - 5 - 3 = \underline{\hspace{2cm}}$

$10 + 2 + 3 = \underline{\hspace{2cm}}$

$19 - 6 - 1 = \underline{\hspace{2cm}}$

$7 + 4 + 4 = \underline{\hspace{2cm}}$

$15 - 7 - 7 = \underline{\hspace{2cm}}$

Grade 2

Week 20



Numbers

1. How many tens and units are there?

$19 = \square T + \square U$

$20 = \square T + \square U$

$24 = \square T + \square U$

$23 = \square T + \square U$

$25 = \square T + \square U$

$22 = \square T + \square U$

2. Arrange from the smallest to the greatest:

5	10	14	11	18	29	7	20
7	13	30	16	16	4	12	20

3. Arrange from the greatest to the smallest:

15	5	10	21	30	11	0	27	8	19
10	0	6	9	17	1	11	15	12	21

4. Draw a circle around the greatest number:

28 or 82

53 or 35

46 or 64

101 or 110

5. Draw a circle around the smallest number:

51 or 15

37 or 73

25 or 52

19 or 91



Success begins with education

Parents will be able to visit the website and watch daily videos or they can subscribe to our Zoshy Telegram channel to receive daily videos. One can also download the PDF version of the book on the website. Also watch our daily show on Active Kids to watch your favourite lessons.



<https://t.me/zoshyonline>



ONLINE

For extra perks!

How does it work?



Easy peasy steps to follow

Register at zoshy

You can save your favourite lessons and find them easier



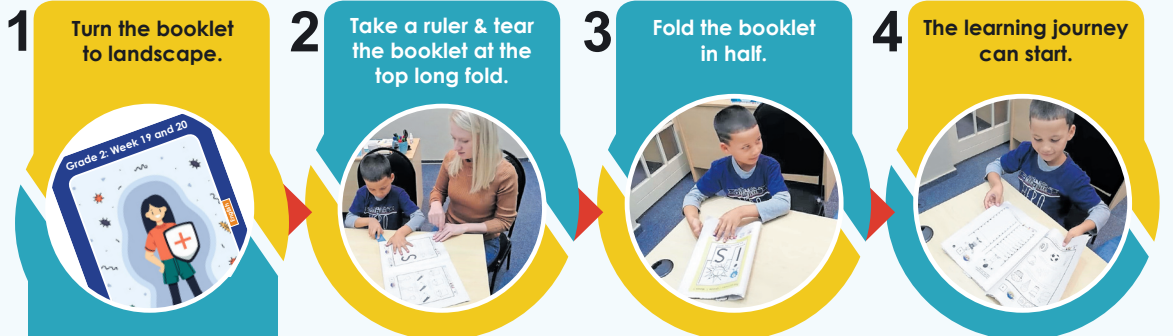
- Step 1: Find us at www.zoshy.online or scan the QR code
- Step 2: Find your grade and select the year
- Step 3: Choose your language
- Step 4: Choose the week you want to learn out of
- Step 5: Choose lessons from what lessons there are
- Step 6: Download booklet if you do not have it
- Step 7: Watch and follow the teacher as she explains what to do in the book
- Step 8: Follow us on Facebook (Zoshy & Active Kids) to never miss a video
- Step 9: Subscribe to our Zoshy Telegram channel if you want to receive daily updates



www.zoshy.online

In collaboration with the Ministry of Education, Arts and Culture

PRINT



STEPS

HOW TO TEAR & USE THE BOOKLET



How to be a HERO

Protect others,
protect yourself



ALL HEROS
WEAR MASKS

