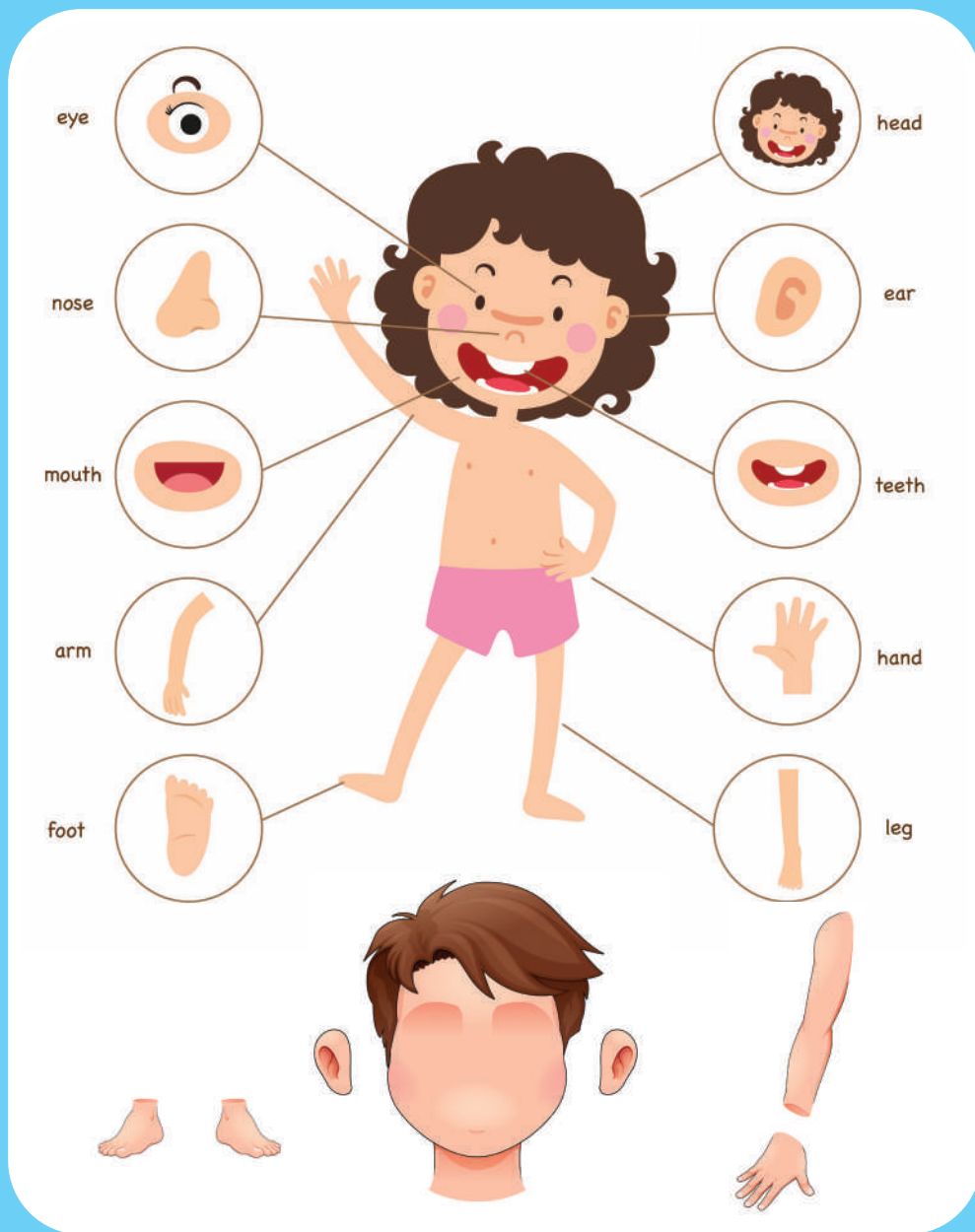


# Ondondo 3: Otjivike 15 & 16



Otjivero

oviṇepo vyorutu nomatoorero  
wondyero



Ministry of Education,  
Arts and Culture



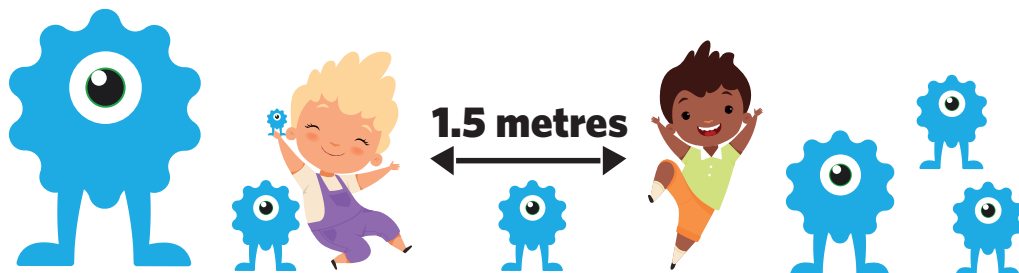
NAMIBIAN  
COMMUNITY TRUST



Capricorn Foundation

unicef  
for every child





1

2

3

4

5

These numbers indicate which day you can complete each worksheet! But if you want to, you can work ahead and do the rest as well.

**This publication is a collaboration between the Ministry of Education, Arts and Culture and Namibia Media Holdings. This publication is sponsored by the Ministry.**

**Copyright © Ministry of Education, Arts and Culture.** All parts of this publication cannot be reproduced, stored in a retrieval system or transmitted in any form or by any means, electronic, mechanical, photocopying, recording or otherwise without prior permission of the Ministry of Education, Arts and Culture or the Publisher.

**Production by: Namibia Media Holdings**  NAMIBIA MEDIA HOLDINGS

**Printing: Newsprint Namibia**  newsprint NAMIBIA



# Omuiimbo: Orutu rwandje

Resa okamuimbo nga nu u zire omapuriro ngu maye kongorerere kehi mba:



**Omake yevari omaṭṭi nomarama yevari omaṭṭi.**

**Etambo nde kura notjari otjinene.**

**Ominwe omurongo omaṭṭi vyokomake  
nominwe omurongo omaṭṭi vyokozombaze.**

**Omeho yevari omaṭṭi neuru rimwe eṭṭi.**

**Otjinyo tjimwe otjṭi mu mu nomayo omengi.**

**Omiṇa omiwa notjipara otjinene**

**Nozondjise ozengi motjiuru.**

**Otjihehameno tjimwe otjṭi notumbarambandja  
tuvari.**

**Osengo imwe onde novitama vivari ovinene.**

**Omaoko yevari omare nozongoro mbari  
ozombutuputu.**

**Imbi oviṇepo vyorutu rwandje.**



**1. Tamuna oviṇepo vitatu ngamwa vyorutu mbi kara momapanda yevari:**

---

**2. Tamuna oviṇepo vitatu ngamwa vyorutu mbi hakara nomapanda da yevari:**

---

**3. Tjanga omambo yevari ngu ma ye yanda nozombosiro zemwe:**

---



# ondengu yoruveze:Omasere, Omirongo, Ozoimwe

1. Motjivarero atjihe otjimbomba, tjanga onomora yomasere, omirongo nozoimwe potuveze tu tu ri kaumwaha:

- a) 685 = 6 omasere 8 omirongo 5 ozoimwe
- b) 197 \_\_\_\_\_ omasere \_\_\_\_\_ omirongo \_\_\_\_\_ ozoimwe
- c) 718 \_\_\_\_\_ omasere \_\_\_\_\_ omirongo \_\_\_\_\_ ozoimwe
- d) 563 \_\_\_\_\_ omasere \_\_\_\_\_ omirongo \_\_\_\_\_ ozoimwe
- e) 278 \_\_\_\_\_ omasere \_\_\_\_\_ omirongo \_\_\_\_\_ ozoimwe
- f) 432 \_\_\_\_\_ omasere \_\_\_\_\_ omirongo \_\_\_\_\_ ozoimwe

2. Tjanga otjivaro otjimbomba:

- a) 3 omasere 4 omirongo 2 ozoimwe = 342
- b) 9 omasere 6 omirongo 2 ozoimwe = \_\_\_\_\_
- c) 7 omasere 9 omirongo 3 ozoimwe = \_\_\_\_\_
- d) 4 omasere 2 omirongo 9 ozoimwe = \_\_\_\_\_
- e) 2 omasere 8 omirongo 7 ozoimwe = \_\_\_\_\_
- f) 5 omasere 3 omirongo 2 ozoimwe = \_\_\_\_\_





# Okurekena

## Okutwa kumwe

$$\begin{array}{r} 342 \\ + 156 \\ \hline \end{array}$$

$$\begin{array}{r} 268 \\ + 213 \\ \hline \end{array}$$

$$\begin{array}{r} 532 \\ + 464 \\ \hline \end{array}$$

$$\begin{array}{r} 714 \\ + 273 \\ \hline \end{array}$$

$$\begin{array}{r} 278 \\ + 421 \\ \hline \end{array}$$

$$\begin{array}{r} 251 \\ + 521 \\ \hline \end{array}$$

Ofitvike 15

## Okuisako

$$\begin{array}{r} 873 \\ - 542 \\ \hline \end{array}$$

$$\begin{array}{r} 647 \\ - 315 \\ \hline \end{array}$$

$$\begin{array}{r} 945 \\ - 621 \\ \hline \end{array}$$

Ondondo 3

$$\begin{array}{r} 478 \\ - 153 \\ \hline \end{array}$$

$$\begin{array}{r} 852 \\ - 211 \\ \hline \end{array}$$

$$\begin{array}{r} 741 \\ - 320 \\ \hline \end{array}$$



# Omarukambo



## Orutumbo romambo

oviṇepo  
orutu  
oviungura  
omutima  
omapunga  
ozosyoti  
ezumo



Otjivike 15

Ondondo 3

## Omambo wopevapayuva

ko	ovo	omake	otjihehameno
omarama	omatwi	omayo	
otjiuru	ozombaze	euru	

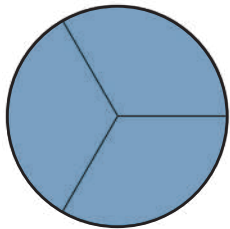


o	m	a	k	e	k	o	o	m	o	m	a	y	o	y	o	t
o	t	j	i	u	r	u	m	o	z	o	m	b	a	z	e	y
k	o	m	a	r	a	m	a	w	e	t	y	u	i	o	p	u
o	v	o	e	u	r	u	y	z	v	n	m	h	r	t	w	P
o	t	j	i	h	e	h	a	m	e	n	o	m	a	t	w	i

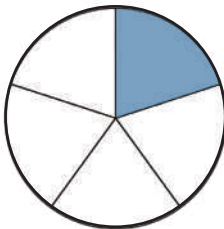


# Oundondi

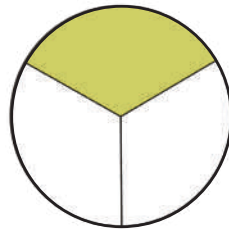
Tjanga oundondi auhe mbwa yarisiwa motjiputuputu atjihe.



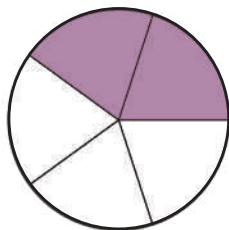
\_\_\_\_\_



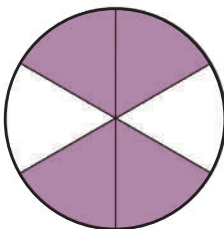
\_\_\_\_\_



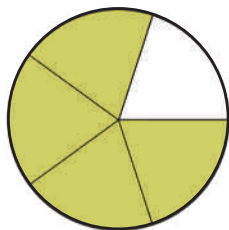
\_\_\_\_\_



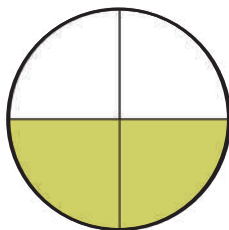
\_\_\_\_\_



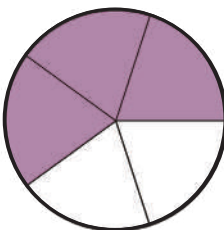
\_\_\_\_\_



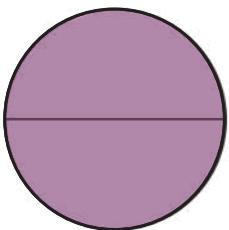
\_\_\_\_\_



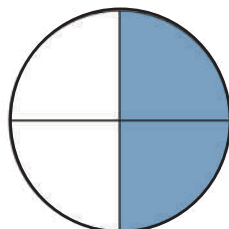
\_\_\_\_\_



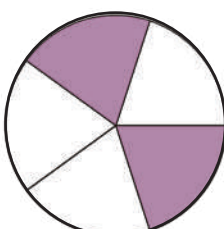
\_\_\_\_\_



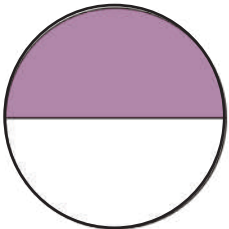
\_\_\_\_\_



\_\_\_\_\_



\_\_\_\_\_



\_\_\_\_\_

Otiyike 15

Ondondo 3




# Omarekeneno



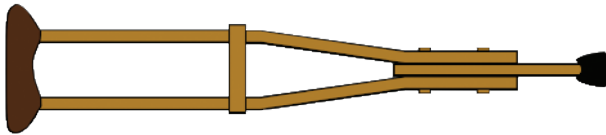
Haka : Ozosendimeta (cm) \_\_\_\_\_ Omarekeneno: Ozosendimeta (cm) \_\_\_\_\_



Haka : Ozosendimeta (cm) \_\_\_\_\_ Omarekeneno: Ozosendimeta (cm) \_\_\_\_\_



Haka : Ozosendimeta (cm) \_\_\_\_\_ Omarekeneno: Ozosendimeta (cm) \_\_\_\_\_



Haka : Ozosendimeta (cm) \_\_\_\_\_ Omarekeneno: Ozosendimeta (cm) \_\_\_\_\_



Haka : Ozosendimeta (cm) \_\_\_\_\_ Omarekeneno: Ozosendimeta (cm) \_\_\_\_\_



grin \_\_\_\_\_

grow \_\_\_\_\_

green \_\_\_\_\_

grab \_\_\_\_\_

Fill in the gr sound.



**g\_r\_ab**



\_\_\_ \_\_ apes



— — **OW**



— — een



**g r** ass



in

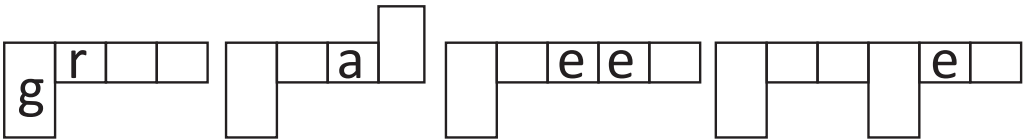


ub



\_\_\_\_\_ain

Fill in the missing letters.



Write a sentence with the word grass.



# Omazengururiro wozondjemeno

1. Pe novanatje 124 ovazandu novakazona 163 mosikore. Movanatje mba 144 ve nozondjise ozoḁoroḁu. Ovanatje ve ngapi mbe hi nozondjise ozondoroḁu?

---

2. Anne u no N\$65 nu eye wa toora ozoN\$20 ngu nda a ma kayenda. Positora Anne wa randa ondjaḁu yourekeresa koN\$25. Ovimariva vi ngapi eye mbya sewa navyo?


---

3. Jeff u novitjange vyomakara 458. Eye wa pandjarisa ovitjange vyomakara 120 nu 212 a yandja ku Anne. Ovitjange vyekara vi ngapi Jeff mbya sewa navyo?

---

4. Ovanatje 41 novandu 24 ovanene va ka tara omiḁuka omipe ongurova ya Ritjetano. Oruveze romiḁuka tji ru novihaamwa 177, ovihaamwa vi ngapi mbi hi novandu?

---

# Omahandjauriro womahondjambo

no	O <u>no</u> i hondja oviṅa mbya teterwa kumwe: Ami mba suverwa oviapera, oupa novipanana.
Posi yokutja	<u>Posi yokutja</u> i hondja ounongo mbu ma u pirurasana . Ami mbi noviundikwa posi yokutja hi nokukuraera
Mena rokutja	<u>Mena rokutja</u> i ungurisiwa okuraisa omaheya . Ami mba ri eriro rometaha mena rokutja mba ṭondjara.
ku nao	<u>Ku nao</u> i ungurisiwa okuyarisa omaziriro. Oko maku roko ku nao ami mba toora ehika randje.

Ofijike 15

Ondondo 3





# Omahondjambo

Urisa omihewo mbi nomahondjambo nge ri mokapaka nga . Ungurisa embo arihe otjikando tjimwe.

na kumurungu nu  
wanoa nungwari  
mena rokutja Kombunda



1. Mo tjiwa \_\_\_\_ ami mbi nembo.
2. Owami omuzandu \_\_\_\_\_ ove oove omukazona.
3. Hi na kuyenda kosikore \_\_\_\_\_ me hihamwe.
4. Tate \_\_\_\_\_ mama va I kokereka.
5. Me rara \_\_\_\_\_ e rihongo.
6. Ovo mave mu nika nawa \_\_\_\_\_ ove mosokutoorora ami.
7. Ete matu sokuyenda koruveze romerinaneno \_\_\_\_\_ ya indu tji twa mana okurya.



## Okutakavarisa

2

3

4

Okutakavarisa povikando 2

$\square \times 2 = 2$

$2 \times \square = 4$

$\square \times 2 = 6$

$4 \times 2 = \square$

$5 \times \square = 10$

$\square \times 2 = 12$

$7 \times 2 = \square$

$8 \times \square = 16$

$9 \times 2 = \square$

$\square \times 2 = 20$

$11 \times \square = 22$

$12 \times 2 = \square$

Okutakavarisa povikando 3

$1 \times \square = 3$

$\square \times 3 = 6$

$3 \times \square = 9$

$4 \times \square = 12$

$\square \times 3 = 15$

$6 \times 3 = \square$

$7 \times \square = 21$

$8 \times \square = 24$

$9 \times 3 = \square$

$\square \times 3 = 30$

$11 \times \square = 33$

$12 \times 3 = \square$

Okutakavarisa povikando 4

$1 \times \square = 4$

$\square \times 4 = 8$

$3 \times 4 = \square$

$4 \times \square = 16$

$\square \times 4 = 20$

$6 \times \square = 24$

$7 \times 4 = 28$

$8 \times \square = 32$

$\square \times 4 = 36$

$\square \times 4 = \square$

$11 \times \square = 44$

$\square \times 12 = 48$

Otiivike 15

Ondondo 3



Ozoeke


Yarisa ozoeke nokakoroise:

Otjivike 15


Ondondo 3




Ozoeke .....




Ozoeke .....




Ozoeke .....



Ozoeke .....



Ozoeke .....



Ozoeke .....

## Syllables

Look at each picture and clap the syllables. Cut and paste the pictures next to the correct number.



1



2

Otiivike 15



3

Ondondo 3



bunny



bus



animals



rain



chocolate



bug



eggs



basket



flower



gigantic



muddy



umbrella





# Omerimwino

Urisa ehungi rouyarurepo:

okaṭena ka Sara ka u na ke  
ihamisa ongoro yako. Eye wa  
ihamwa omutima nakondjo  
okumuvatera nokumuhumiṇa.

Sara watja “ oh okandu  
kandje . Indjo mbi ku vatere  
”



Eye wa tja vi.  
“Sam wa tja \_\_\_\_\_.”

Sam tja zembwa i ina wa iham-  
wa omutima na pindike tjinene  
kuna ina .



Omurumwe wa John warwa ku  
naye . Eye aa vanga oku tjaera  
otjirwa . Eye wa tja vi ?

John wa tja, “  
\_\_\_\_\_.”



Jane wa muna ozongombe okuura  
momarorero omasupi . Eye aa  
vanga okuraera epanga kutja wa  
munu ozongombe okuura nokuhina  
okuhoreka omunyandatima we . Eye  
wa tja vi ?

Jane wa tja  
“ ..... ”



Kongorera ouku nu u tjange  
onomora osemba poruveze ndu ri  
kamwaha.



$$10 \xrightarrow{+3} 13 \xrightarrow{-5} 8 \xrightarrow{+6} \square \xrightarrow{-4} \square \xrightarrow{+8} \square$$

$$12 \xrightarrow{+6} \square \xrightarrow{-5} \square \xrightarrow{+7} \square \xrightarrow{+10} \square \xrightarrow{-8} \square$$

$$15 \xrightarrow{+7} \square \xrightarrow{-6} \square \xrightarrow{+9} \square \xrightarrow{-8} \square \xrightarrow{+5} \square$$

$$18 \xrightarrow{+2} \square \xrightarrow{-6} \square \xrightarrow{+10} \square \xrightarrow{-5} \square \xrightarrow{+6} \square$$

$$20 \xrightarrow{-1} \square \xrightarrow{-4} \square \xrightarrow{+3} \square \xrightarrow{-7} \square \xrightarrow{-6} \square$$

$$\square \xrightarrow{+4} 14 \xrightarrow{-7} \square \xrightarrow{+3} \square \xrightarrow{-5} \square \xrightarrow{+10} \square$$

$$\square \xrightarrow{-6} 13 \xrightarrow{+7} \square \xrightarrow{-5} \square \xrightarrow{-4} \square \xrightarrow{+8} \square$$





## Resa

**Orutumbo  
romambo**

Tona  
Vatera  
Yeruka  
Ouwa  
Vaka



**omambo  
wopevapayuva**

nawa  
ripura  
yandjera  
okuhepa  
osemba

Ofijike 16

Ondondo 3



# Ozombosiro

Ombaera

hakaena

omaere

omuyame

pamwe

paere

raera

haeke

ombyarero

vatera

tjikuukae

omake

nyandee

mbaeta

tate

omuatje

Ungurisa omambo yetatu nge ri kombanda mba  
okutunga omihewo vyoye omuni:

---

---

---

---

---

---

---

---

---



Okurekena  
Outwa kumwe

$$\begin{array}{r} 346 \\ + 232 \\ \hline \\ \hline \end{array}$$

$$\begin{array}{r} 416 \\ + 243 \\ \hline \\ \hline \end{array}$$

$$\begin{array}{r} 107 \\ + 481 \\ \hline \\ \hline \end{array}$$

$$\begin{array}{r} 125 \\ + 234 \\ \hline \\ \hline \end{array}$$

$$\begin{array}{r} 240 \\ + 453 \\ \hline \\ \hline \end{array}$$

$$\begin{array}{r} 388 \\ + 211 \\ \hline \\ \hline \end{array}$$

Ofjivike 16

Okuisako

Ondondo 3

$$\begin{array}{r} 899 \\ - 436 \\ \hline \\ \hline \end{array}$$

$$\begin{array}{r} 296 \\ - 154 \\ \hline \\ \hline \end{array}$$

$$\begin{array}{r} 474 \\ - 261 \\ \hline \\ \hline \end{array}$$

$$\begin{array}{r} 368 \\ - 107 \\ \hline \\ \hline \end{array}$$

$$\begin{array}{r} 176 \\ - 130 \\ \hline \\ \hline \end{array}$$

$$\begin{array}{r} 566 \\ - 324 \\ \hline \\ \hline \end{array}$$



# Subject-verb agreement

The subject and verb must agree in number.

**Example:** He goes to work by bus.

They go to work by bus

Look at each picture and choose the correct form of the verb that matches the subject:

- 1) Cows \_\_\_\_\_ in the meadow.



graze / grazes

- 2) Janet \_\_\_\_\_ her school bag.



pack / packs

- 3) The bunny \_\_\_\_\_ the eggs.



hide / hides

- 4) Ships \_\_\_\_\_ in the sea.



sail / sails

- 5) Elephants \_\_\_\_\_ water with their trunks.



drink / drinks

- 6) The boy \_\_\_\_\_ the dog.



hug / hugs

- 7) Christina \_\_\_\_\_ at herself in the mirror.



looks / look

- 8) The butterflies \_\_\_\_\_ their wings.



flutter / flutters

# Okupotuvarisa nokuhingaparisa

3

- Potuvarisa o 16 = \_\_\_\_\_
- Potuvarisa o 11 = \_\_\_\_\_
- Potuvarisa o 33 = \_\_\_\_\_
- Potuvarisa o 24 = \_\_\_\_\_
- Potuvarisa o 20 = \_\_\_\_\_
- Potuvarisa o 50 = \_\_\_\_\_



Otiyike 16

Ondondo 3

- Hingaparisa o 24 = \_\_\_\_\_
- Hingaparisa o 40 = \_\_\_\_\_
- Hingaparisa o 12 = \_\_\_\_\_
- Hingaparisa o 16 = \_\_\_\_\_
- Hingaparisa o 100 = \_\_\_\_\_
- Hingaparisa o 30 = \_\_\_\_\_

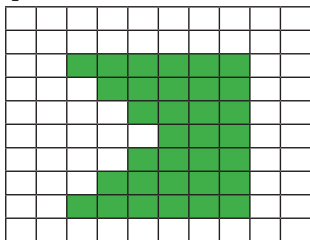


# Ounene worupare: okuvara oupaka

3

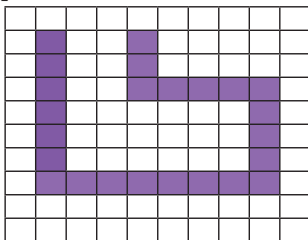
Paha onḁngu yoruveze komuhapo auhe.

1)



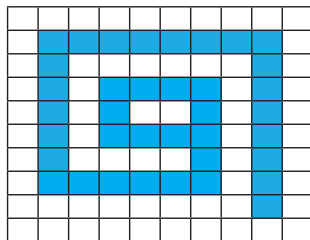
Ounene  
woupaka mozoimwe

2)




Ounene  
woupaka mozoimwe

3)



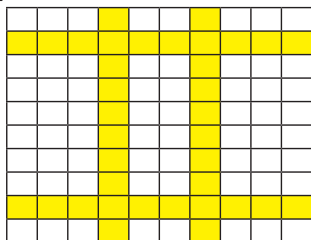
Ounene  
woupaka mozoimwe

4)



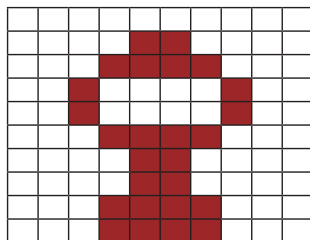
Ounene  
woupaka mozoimwe

5)



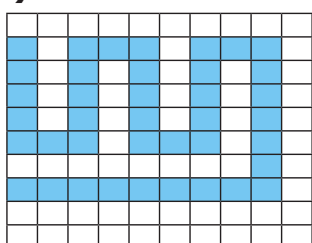
Ounene  
woupaka mozoimwe

6)



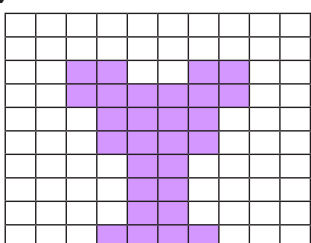
Ounene  
woupaka mozoimwe

7)




Ounene  
woupaka mozoimwe

8)



Ounene  
woupaka mozoimwe

9)



Ounene  
woupaka mozoimwe



## Omaraisapoṅa

## Ko/mo/mu/o/po

Hitisa omaraisapoṅa potuveze tu turi kamwaha.

1. Ongwaterno ya Peter i ri ..... Tengarindi tji yeri 17.
2. Mu kara ombepera onyingi ..... Ngarano moNamibia.
3. Ouzeu tjinene okuryanga .....ngurova.
4. Eṭundu randje aruhe ri rya ovikuki ..... mayuva wongwaterno yomuna womundu.
5. Omahina ma i nana ..... 8 yomuhukomunene.
6. Mba suvera okutjaara ..... ruveze roupyu.
7. Jack aruhe u katupuka ..... muhukomunene.

Otjivike 16

Ondondo 3





# Omazenguriro wozondjemeno

1. Omuzandona wohange u wonga ovikongo vyomai 17 eyuva arihe. Yarisa kokutja eye u wonga ovikongo vi ngapi vyomai momayuva 8.

2. Omusukona ngwa pindike wa toora omawe 24 a imbiriha 13 mondondu . Eye wa sewa nomawe ye ngapi?

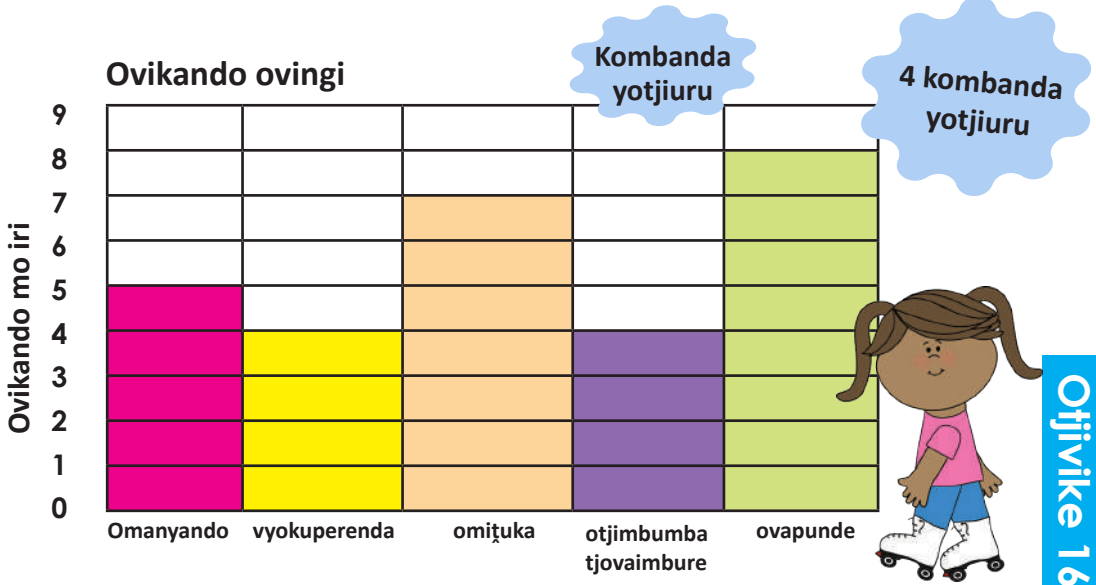
3. Ovanatje ovanandjoroka va ungurisa oviyemere 3 vyehi okutunga ozondendeko . Oviyemere vi ngapi vyehi ovo mbi mave ondjuwo yehi ungurisa ozondjuwo zehi 21.

4. Dan wa ungurire Jane okamukandi kongwatero okaundikwa . Eye wa nanga ovazandona 21 novakazona 19. Ovazandona mbe ya vari 18 uriri. Yarisa kokutja ovanatje ve ngapi avehe kumwe mbe ya kokamukandi.



# Omaunguriro wozongarafa

Amber wa perende ongarafa ndji ma i raisa ovikando eye mbye kara novitjitwa oviyorokise momueze umwe.



1. U kambura ozoiri ngapi oku ungura omiṭuka ?  
\_\_\_\_\_
2. U kambura ozoiri ngapi oku ungura omanyando?  
\_\_\_\_\_
3. Okotjititwa tjiṇe eye me kambura ozoiri ozengi?  
\_\_\_\_\_
4. Okotjititwa tjiṇe eye me kambura ozoiri ozonḍiṭi.  
\_\_\_\_\_
5. Ovitjitwa vyokuperenda ,omiṭuka nokupunda u ungura mozoiri ngapi azehe kumwe.  
\_\_\_\_\_
6. Ozoiri ngapi komurungu eye nḍe ungura mokupunda tji mosasaneke na inḍa zovitjitwa vyokuperenda.  
\_\_\_\_\_



# Oungi nourike

Urisa omihewo a mo hitisa oungi tara kembo nda paterwa moukovero.


1. O .....( mukazona) ve nohange mena rokutja va randerwa .....( otjinyandisiwa ) ovipe.
2. Inḁa oo..... (ondjira) nḁu tu toora tji ma tu I kosikore.
3. Tony u na .....(ombura) 2.
4. Mama wa randa .....( okombiuta )
5. Imbi.....(otjipaturure )
6. Tuna .....(omuzandona ) omurongo navane me tuwo retu romahongero.
7. Pe na .....(okasino) oungi mofarama.
8. Sam ma vanga okuwonga.....( otjinane tjomukoka ) avihe.



# Okutooro ondyero

Vatera Emma okutoora ondjira osemba okuyenda komuronga ma kanyandere momunoko ku ma undjirwa i yomapanga we.

Okuuta



Okumana



Otiyike 16

Ondondo 3





# Okutakavarisa

5

Okutakavarisa povikando 5

$$1 \times \square = 5$$

$$\square \times 5 = 10$$

$$3 \times 5 = \square$$

$$4 \times \square = 20$$

$$5 \times 5 = \square$$

$$7 \times \square = 30$$

$$\square \times 5 = 40$$

$$9 \times 5 = \square$$

$$\square \times 5 = 50$$

$$11 \times \square = 55$$

$$\square \times 5 = 60$$

Okutakavarisa povikando 10

$$\square \times 10 = 10$$

$$2 \times \square = 20$$

$$3 \times 10 = \square$$

$$4 \times \square = 40$$

$$\square \times 10 = 50$$

$$7 \times 10 = \square$$

$$\square \times 10 = 80$$

$$9 \times \square = 90$$

$$10 \times 10 = \square$$


$$11 \times \square = 110$$

$$\square \times 10 = 120$$



# Success begins with education

Parents will be able to visit the website and watch daily videos or they can subscribe to our Zoshy Telegram channel to receive daily videos. One can also download the PDF version of the book on the website. Also watch our daily show on Active Kids to watch your favourite lessons.



<https://t.me/zoshyonline>

How does it work?



## Easy peasy steps to follow

## Register at zoshy

You can save your favourite lessons and find them easier

For extra perks!



ONLINE

Step 1: Find us at [www.zoshy.online](http://www.zoshy.online) or scan the QR code

Step 2: Find your grade and select the year

Step 3: Choose your language

Step 4: Choose the week you want to learn out of

Step 5: Choose lessons from what lessons there are

Step 6: Download booklet if you do not have it

Step 7: Watch and follow the teacher as she explains what to do in the book

Step 8: Follow us on Facebook (Zoshy & Active Kids ) to never miss a video

Step 9: Subscribe to our Zoshy Telegram channel if you want to receive daily updates



[www.zoshy.online](http://www.zoshy.online)

In collaboration with the Ministry of Education, Arts and Culture

PRINT

1

Turn the booklet to landscape.



2

Take a ruler & tear the booklet at the top long fold.



3

Fold the booklet in half.



4

The learning journey can start.



**STEPS**  
HOW TO TEAR & USE  
THE BOOKLET



Ministry of Education  
Arts and Culture

 Capricorn Foundation



NAMIBIAN  
COMMUNITY TRUST



Zoshy  
ONLINE SCHOOL



ACTIVE  
KIDS



# GET TO KNOW YOUR TEACHERS!



**Perpetua Moss**

Grade 2 teacher at Eros Primary School and assists with compiling Grade 2 and Grade 3 books for the Education project.

I feel that the books are very inclusive as less fortunate schools also have access to these books. Secondly, the activities are fun and creative and the content is being presented in a less traditional manner. In closing, these books can also be used as revision for the content that has already been taught in class.

## Get to know more about another language!

Word of the week: **read**

**Oshikwanyama**

lesha

**Khoekhoegowab**

khomai

**Thimbukushu**

kutoya

**Deutsch**

lessen

**Oshindonga**

lesha

**Rukwangali**

kuresa

**Silozu**

kubala

**Otjiherero**

resa

**Rumanyo**

varura

**Afrikaans**

lees

**Take part in our competition of the week!**

**You stand a chance to**

**WIN N\$ 100**

Send a video of you reading a story in the book and tell us what you enjoy about reading. Whatsapp your answer with the following:

**+264 81 850 3609**

**Name & Surname, Grade, School and your video.**