

# Grade 3: Week 17 & 18

English



## Winter & Friendship



Ministry of Education,  
Arts and Culture



NAMIBIAN  
COMMUNITY TRUST

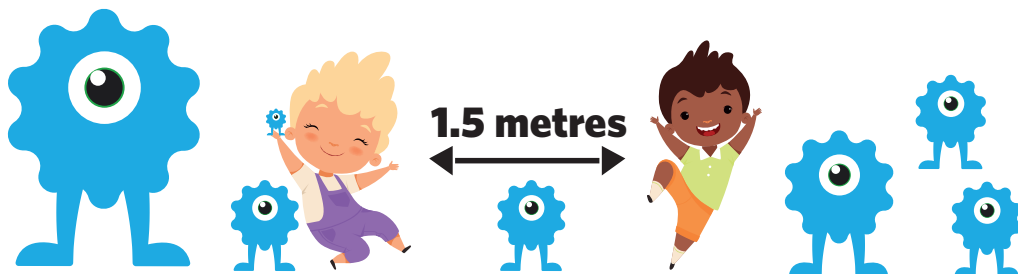


Capricorn Foundation



for every child





These numbers indicate which day you can complete each worksheet! But if you want to, you can work ahead and do the rest as well.

**This publication is a collaboration between the Ministry of Education, Arts and Culture and Namibia Media Holdings. This publication is sponsored by the Ministry.**

**Copyright © Ministry of Education, Arts and Culture.** All parts of this publication cannot be reproduced, stored in a retrieval system or transmitted in any form or by any means, electronic, mechanical, photocopying, recording or otherwise without prior permission of the Ministry of Education, Arts and Culture or the Publisher.

**Production by: Namibia Media Holdings**  **NAMIBIA MEDIA HOLDINGS**

**Printing: Newsprint Namibia** 

**The Ministry of Education, Arts and Culture**  
[www.moe.gov.na](http://www.moe.gov.na)





# Winter & Friendship

The days are short and cold. The nights becomes longer.

Some trees lose their leaves and the veld becomes dry



We eat warm foods like soup or stews to keep us warm.



Animals like snakes and tortoises sleep through the winter. We call it hibernation.



We wear warm clothes like gloves, coats, mittens, beanies and scarfs to keep us warm.



We play netball and rugby during the winter.



# Ordering Numbers

Write each set of numbers in order from least to greatest.

1) 36 74 92 61 15

---

2) 12 53 23 87 91

---

3) 67 39 11 58 72

---

4) 29 45 83 76 99

---

5) 73 52 90 48 66

---

Week 17

Grade 3

Write each set of numbers in order from greatest to least.

1) 11 37 28 75 61

---

2) 64 43 59 10 87

---

3) 19 73 95 24 36

---

4) 62 57 48 89 79

---

5) 27 32 18 12 30

---



## Vocabulary

climate  
change  
season  
cold  
freeze  
winter  
weather  
cold



Week 17

Grade 3

Use the following words to make your own sentences:

- winter: \_\_\_\_\_
- cold: \_\_\_\_\_
- change: \_\_\_\_\_




# Sight words search

Some of the hidden words are backwards. Look carefully.

f	s	e	t	n	e	w	r	b	r	s
r	o	b	c	o	u	l	d	n	o	w
o	r	o	i	f	c	g	a	l	l	c
m	w	y	b	y	h	f	o	p	l	o
s	e	y	p	w	e	s	s	j	w	u
r	b	i	e	o	f	d	o	c	h	r
b	w	b	e	c	a	u	s	e	p	r
t	p	m	u	j	t	u	p	b	n	t
h	s	c	w	a	n	t	j	r	c	h
e	r	e	t	f	a	j	t	b	w	a
n	o	b	s	r	i	g	h	t	e	t

all	boy	yes	went	our
that	after	he	put	right
then	could	when	from	of
by	jump	want	now	because



# Computation

## Addition



$$\begin{array}{r} 138 \\ + 245 \\ \hline \\ \hline \end{array}$$

$$\begin{array}{r} 267 \\ + 349 \\ \hline \\ \hline \end{array}$$

$$\begin{array}{r} 432 \\ + 169 \\ \hline \\ \hline \end{array}$$

Week 17

$$\begin{array}{r} 364 \\ + 217 \\ \hline \\ \hline \end{array}$$

$$\begin{array}{r} 193 \\ + 248 \\ \hline \\ \hline \end{array}$$

$$\begin{array}{r} 407 \\ + 149 \\ \hline \\ \hline \end{array}$$

Grade 3

$$\begin{array}{r} 217 \\ + 329 \\ \hline \\ \hline \end{array}$$

$$\begin{array}{r} 116 \\ + 237 \\ \hline \\ \hline \end{array}$$

$$\begin{array}{r} 362 \\ + 369 \\ \hline \\ \hline \end{array}$$



## Phonics: Words ending in -er

mother  
swimmer  
teacher

numbers  
letters  
zipper

litter  
grasshopper  
butter

1 2 3  
4 5 6  
7 8 9




Week 17

Grade 3



a b c d  
e f g h  
i j k l





# Common verbs

Write a short sentence under each picture to describe what they are doing:



---

---

---



---

---

---



---

---

---



---

---

---



---

---

---



---

---

---



---

---

---



---

---

---

Week 17

Grade 3

# Subtraction

$$\begin{array}{r} 92 \\ - 19 \\ \hline \\ \hline \end{array}$$

$$\begin{array}{r} 72 \\ - 49 \\ \hline \\ \hline \end{array}$$

$$\begin{array}{r} 60 \\ - 31 \\ \hline \\ \hline \end{array}$$

$$\begin{array}{r} 97 \\ - 79 \\ \hline \\ \hline \end{array}$$

$$\begin{array}{r} 61 \\ - 41 \\ \hline \\ \hline \end{array}$$

$$\begin{array}{r} 41 \\ - 14 \\ \hline \\ \hline \end{array}$$

$$\begin{array}{r} 76 \\ - 47 \\ \hline \\ \hline \end{array}$$

$$\begin{array}{r} 86 \\ - 67 \\ \hline \\ \hline \end{array}$$

Week 17

Grade 3



# Creative writing

Write a short paragraph about winter.  
Use the following as guidelines:

- The changes in weather conditions.
- The effect of winter on people, animals and the environment.
- The types of sport played, clothing and the foods people eat.

---

---

---

---

---

---

---

---

---

---

---

---

---

---

---

---

---

---

---

---

---

---

---

---

---

---

Week 17

Grade 3





# Problem solving

1. The fish bowl holds 3 litres of water.  
**How much water will three fish bowls hold?**
- 

2. The teapot hold  $1\frac{1}{2}$  litres of tea.  
 One pot fills 6 cups of tea.

a. Write  $1\frac{1}{2}$  litres in litres and millilitre. \_\_\_\_\_

b. How much tea is in one cup? \_\_\_\_\_

3. The bath tub holds 50 litres of water. The bucket holds 5 litres. **How many buckets will fill the bath tub?**
- 

4. You must drink 2 litres of clean water every day.  
**How much water must you drink in 5 days?**
- 

5. The container holds 5 litres of water.  
**How much water is in:**

a. 3 containers? \_\_\_\_\_

b. 5 containers? \_\_\_\_\_

c. 10 containers? \_\_\_\_\_

d. Half of the container? \_\_\_\_\_

# Multiplication

Complete the sums by using the following method:

**Example:  $3 \times 4 = 12$  —►  $3 \times 40 = 120$**

a)  $5 \times 2 =$  \_\_\_\_\_ —► \_\_\_\_\_

b)  $7 \times 2 =$  \_\_\_\_\_ —► \_\_\_\_\_

c)  $6 \times 3 =$  \_\_\_\_\_ —► \_\_\_\_\_

d)  $4 \times 3 =$  \_\_\_\_\_ —► \_\_\_\_\_

e)  $8 \times 4 =$  \_\_\_\_\_ —► \_\_\_\_\_

f)  $5 \times 4 =$  \_\_\_\_\_ —► \_\_\_\_\_

g)  $7 \times 5 =$  \_\_\_\_\_ —► \_\_\_\_\_

h)  $3 \times 5 =$  \_\_\_\_\_ —► \_\_\_\_\_



# Syllables

Words are made up of parts called syllables. Each syllable has a vowel sound. A fun way to count syllables is to clap as you read each word.

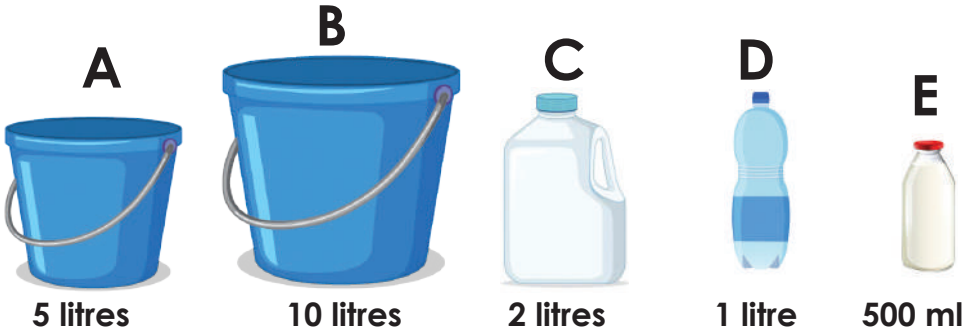
<b>Examples:</b>	<b>bat</b>	<b>1 clap</b>	<b>1 syllable</b>
	<b>monkey</b>	<b>2 claps</b>	<b>2 syllables</b>
	<b>forever</b>	<b>3 claps</b>	<b>3 syllables</b>

Read each word as you clap the syllables. Write the number of syllables each word has.

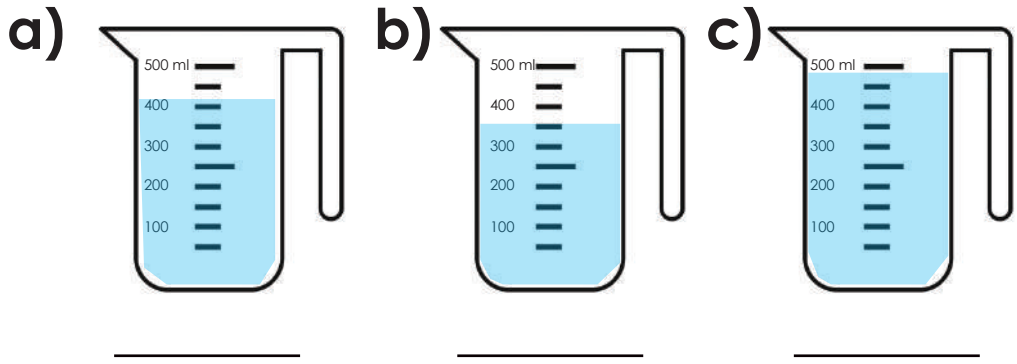
- |               |       |                |       |
|---------------|-------|----------------|-------|
| 1. monster    | _____ | 11. candy      | _____ |
| 2. butterfly  | _____ | 12. understand | _____ |
| 3. cat        | _____ | 13. popcorn    | _____ |
| 4. basket     | _____ | 14. jump       | _____ |
| 5. strawberry | _____ | 15. football   | _____ |
| 6. rabbit     | _____ | 16. reading    | _____ |
| 7. basketball | _____ | 17. math       | _____ |
| 8. sister     | _____ | 18. playground | _____ |
| 9. winter     | _____ | 19. elephant   | _____ |
| 10. family    | _____ | 20. fan        | _____ |



# Capacity




- Order the containers by capacity. From least to most. Write the letters: \_\_\_\_\_
- How many of D is needed to fill A? \_\_\_\_\_
- How many of E is needed to fill C? \_\_\_\_\_
- How many of A is needed to fill B? \_\_\_\_\_
- Use the containers:
  - How can you measure 15 litres? **Example: A + B**
  - How can you measure 3 litres 500 ml? \_\_\_\_\_
  - How can you measure 6 ½ litres? \_\_\_\_\_
  - How can you measure 7 litres? \_\_\_\_\_
- Write the capacity of the water:

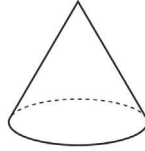


# 3D Shapes

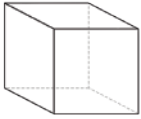
Write what shape each real life object is:



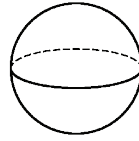
cylinder



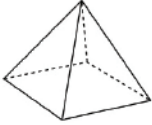
cone



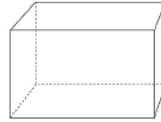
cube



sphere




pyramid



rectangular  
prism

Choose the correct choice that best describes each object.





## Best Friends

Hi, I'm Julie and my best friend is Hanna, we are always together. We are both 13 years old and we are in the same class. Hanna lives in the same street as me and we like to spend our free time together. When we have a break in school we sometimes play skipping and sometimes we just sit and chat. We always walk home together and talk about our homework. When I am doing my homework and I don't understand a question, I often call Hanna for help and we do it together. After we have finished our homework we always chat on the computer before we go to bed. We never go to sleep without speaking.

On the weekends, we usually go to the mall, Hanna always wants to go shopping but I often like to do other things, like skating or going to the cinema. We plan our day together and rarely disagree. She often sleeps over on Saturdays, we watch TV or a film together and we usually eat popcorn or sometimes we have pizza.

Hanna has a little brother, Charlie, who is nine years old. Sometimes he can be annoying and he takes her things without asking her. I don't have any brothers or sisters so Hanna is like my sister. Our parents often say we are like twins as we are so alike.

### Say True or False:

- Hanna and Julie are cousins: \_\_\_\_\_
- They are 13 years old: \_\_\_\_\_
- Hanna lives next door to Julie: \_\_\_\_\_
- They travel home from school by bus: \_\_\_\_\_
- On Saturdays, they usually go to the mall: \_\_\_\_\_
- They often disagree about where to go: \_\_\_\_\_

### Complete the gaps:

- In school we \_\_\_\_\_  
play skipping.
- We \_\_\_\_\_ walk home together.
- We \_\_\_\_\_ go to sleep without speaking.
- We \_\_\_\_\_ disagree.
- She \_\_\_\_\_ complains.
- Charlie is \_\_\_\_\_ annoying.



# Number concept development

Write down the names of the following numbers:

18 -	39 -
27 -	15 -
49 -	11 -
56 -	57 -
61 -	41 -
73 -	28 -
85 -	86 -
92 -	100 -



Arrange the numbers from the largest to the smallest:

345 300 354 535 \_\_\_\_\_

Complete the following as quickly as you can:

$_____ + 3 = 6$

$_____ + 4 = 6$

$_____ + 3 = 68$

$_____ + 9 = 10$

$3 + _____ = 7$

$4 + _____ = 8$

$3 + _____ = 9$

$5 + _____ = 9$

$_____ + 8 = 13$

$_____ + 6 = 13$

$_____ + 7 = 15$

$_____ + 6 = 13$

$5 + _____ = 12$

$7 + _____ = 11$

$8 + _____ = 17$

$9 + _____ = 13$

$_____ - 3 = 16$

$_____ - 4 = 16$

$_____ - 3 = 18$

$_____ - 9 = 20$


$22 - _____ = 16$



# Sight words

Read it:  
 tell  
 ask  
 give  
 may

Unscramble it:  
 letl: \_\_\_\_\_  
 kas: \_\_\_\_\_  
 iveg: \_\_\_\_\_  
 aym: \_\_\_\_\_



Week 18

Grade 3

Find it:


a	c	m	a	y	b	d	q
e	r	g	i	v	e	j	s
t	e	l	l	e	t	s	k

Phonics: ur


curl  
fur



burn



lurk



hurt



spur

turn



purse



surf

nurse



burse



slurp

Week 18

Grade 3



# Place values

Put the following numbers in their correct places and write in expanded notation:

$$247 = \boxed{2} \text{ H} + \boxed{4} \text{ T} + \boxed{7} \text{ U} = \boxed{200 + 40 + 7}$$

$$358 = \boxed{\phantom{00}} \text{ H} + \boxed{\phantom{00}} \text{ T} + \boxed{\phantom{00}} \text{ U} = \boxed{\phantom{000}}$$

$$731 = \boxed{\phantom{00}} \text{ H} + \boxed{\phantom{00}} \text{ T} + \boxed{\phantom{00}} \text{ U} = \boxed{\phantom{000}}$$

$$273 = \boxed{\phantom{00}} \text{ H} + \boxed{\phantom{00}} \text{ T} + \boxed{\phantom{00}} \text{ U} = \boxed{\phantom{000}}$$

$$300 + 80 + 1 = \boxed{3} \text{ H} + \boxed{8} \text{ T} + \boxed{1} \text{ U} = \boxed{381}$$

$$500 + 30 + 4 = \boxed{\phantom{00}} \text{ H} + \boxed{\phantom{00}} \text{ T} + \boxed{\phantom{00}} \text{ U} = \boxed{\phantom{000}}$$

$$700 + 50 + 7 = \boxed{\phantom{00}} \text{ H} + \boxed{\phantom{00}} \text{ T} + \boxed{\phantom{00}} \text{ U} = \boxed{\phantom{000}}$$

$$100 + 70 + 0 = \boxed{\phantom{00}} \text{ H} + \boxed{\phantom{00}} \text{ T} + \boxed{\phantom{00}} \text{ U} = \boxed{\phantom{000}}$$



Complete:

$11 = 10 + \underline{\hspace{2cm}}$

$13 = 10 + \underline{\hspace{2cm}}$

$18 = 10 + \underline{\hspace{2cm}}$

$19 = 10 + \underline{\hspace{2cm}}$

$21 = 20 + \underline{\hspace{2cm}}$

$25 = 20 + \underline{\hspace{2cm}}$

$55 = \underline{\hspace{2cm}} + 5$

$42 = \underline{\hspace{2cm}} + 2$

$81 = 80 + \underline{\hspace{2cm}}$

$33 = \underline{\hspace{2cm}} + 3$

$16 = \underline{\hspace{2cm}} + 6$

$28 = \underline{\hspace{2cm}} + 8$



# Vocabulary

kind	bullying	secrets	friendship	care	love	good
------	----------	---------	------------	------	------	------

Use the following words and write a short paragraph of 5 sentences on how to be a good friend:

---

---

---

---

---

---

---

---

---

---

---

---

---

---

---



Grade 3  
Week 18

# Time: Days of the week activity

Read the sentences and fill in the blanks with the days of the week and do some crossword puzzle:

1. Two days before Wednesday is \_\_\_\_\_.

2. The day after Tuesday is \_\_\_\_\_.

3. The second day of the weekend is \_\_\_\_\_.

4. The first day of the weekend is \_\_\_\_\_.

5. Two days after Sunday is \_\_\_\_\_.

6. The day that starts with "F" is \_\_\_\_\_.

7. The day between Wednesday and Friday is \_\_\_\_\_.

Some of the letters in the days of the week are missing.

Write them in the spaces.

M \_ \_ n d \_ \_ y

S \_ \_ t \_ \_ r d \_ \_ y

Fr \_ \_ d \_ \_ y

T \_ \_ \_ s d \_ \_ y

S \_ \_ n d \_ \_ y

Th \_ \_ r s d \_ \_ y

W \_ \_ d n \_ \_ s d y



# Time: Months of the Year

J	U	N	E	X	S	T	E	S	P	L
R	A	U	G	U	S	T	H	E	R	T
C	P	N	M	A	R	C	H	P	L	A
Y	R	J	U	L	Y	J	D	T	H	O
H	I	P	L	A	S	D	B	E	R	C
J	L	O	M	Q	R	O	P	M	A	T
W	U	N	V	M	A	Y	O	B	R	O
F	E	B	R	U	A	R	Y	E	L	B
F	D	E	C	E	M	B	E	R	F	E
M	W	E	N	O	V	E	M	B	E	R

Week 18

Grade 3



January	February
March	April
May	June
July	August
September	October
November	December





# Present continuous tense



1. They \_\_\_\_\_  
\_\_\_\_\_ (watch) TV.



2. He \_\_\_\_\_  
\_\_\_\_\_ (play)  
computer games.



3. She \_\_\_\_\_  
\_\_\_\_\_ (write) a  
letter.



4. She \_\_\_\_\_  
\_\_\_\_\_ (paint).



5. She \_\_\_\_\_  
\_\_\_\_\_ (sleep).



6. He \_\_\_\_\_  
\_\_\_\_\_ (drink)  
coffee.



7. She \_\_\_\_\_  
\_\_\_\_\_ (cook)  
dinner.



8. She \_\_\_\_\_  
\_\_\_\_\_ (teach).



9. He \_\_\_\_\_  
\_\_\_\_\_ (carry)  
some suitcases.



10. He \_\_\_\_\_  
\_\_\_\_\_ (go) to work.



11. She \_\_\_\_\_  
\_\_\_\_\_ (dance).








12. They \_\_\_\_\_  
\_\_\_\_\_ (return)  
from school.



# Data handling

Fishing	Trip	Pictograph
---------	------	------------

Michael	
Emily	
Jose	
Jennifer	
Kevin	

 fish represents = 5 fish

Week 18

Grade 3

- How many fish did Micheal catch? \_\_\_\_\_
- How many fish did Emily catch? \_\_\_\_\_
- How many fish did Kevin catch? \_\_\_\_\_
- How many more fish did Jose catch than Emily?  
\_\_\_\_\_
- How many fish did the girls catch? \_\_\_\_\_
- How many fish did the boys catch? \_\_\_\_\_
- How many more fish did the boys catch than the girls?  
\_\_\_\_\_
- Find the sum of the fish caught by all five friends:  
\_\_\_\_\_

# Grammar: Quantifiers

some	any	no	much
many	a lot	a few	a little

## 1. Read the conversation and circle the correct words:

**Lucy:** How about making **a / an** apple pie?

**Alan:** Great idea! Do we have **some / any** apples?

**Lucy:** Yes, there are **a few / a little** in the kitchen. How **much / many** do we need?

**Alan:** **A lot / A little**, about a kg.

**Lucy:** There aren't many / much. We can buy **some / any** in the store.

**Alan:** And we need **a little / a few** sugar, too.

**Lucy:** How **many / much** do we need?

**Alan:**  $\frac{1}{2}$  kg.

**Lucy:** Oh no! There isn't **some / any**.

**Alan:** Ok. Write it on the list. We also need **some / any eggs**. How **many / much** are there in the fridge?

**Lucy:** **A little / A few**. There are four.

**Alan:** Ok. Let's go to the supermarket to buy all the ingredients.

## 2. Fill in: a / an, some, any, much, many, no.

a. Can I have \_\_\_\_\_ lemonade, please? I'm sorry, but there isn't \_\_\_\_\_.

b. Would you like \_\_\_\_\_ orange juice? Yes, please.

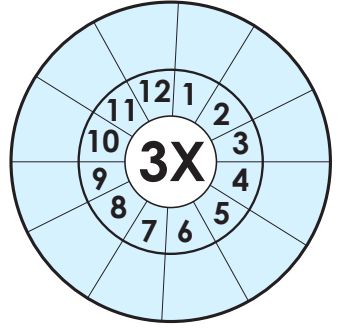
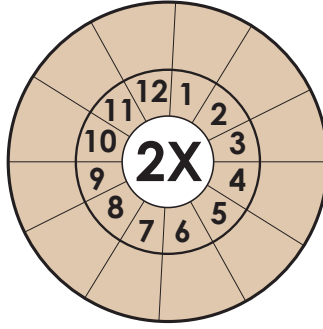
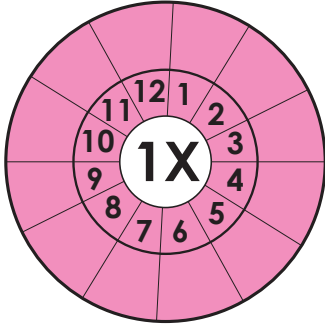
c. What are you eating for lunch? \_\_\_\_\_ tuna sandwich and \_\_\_\_\_ apple.

d. Are you going to buy \_\_\_\_\_ lemons for the salad?  
No. There are \_\_\_\_\_ in the fridge. But there aren't \_\_\_\_\_ tomatoes, just a few.



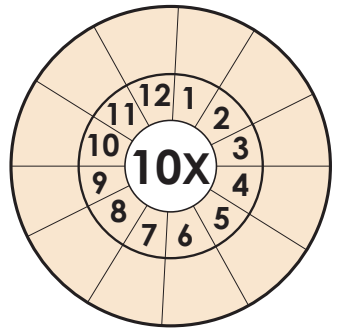
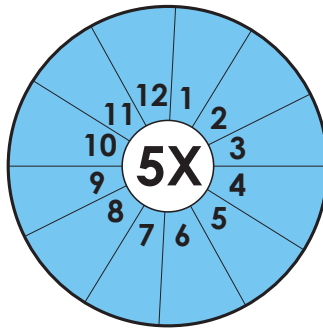
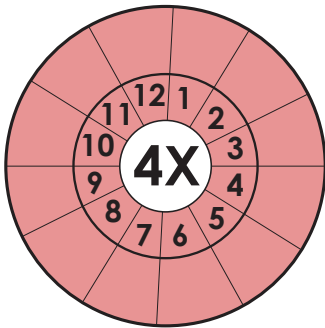
# Times Tables

Complete the wheels by multiplying the number in the center with the number in the middle.



Week 18

Grade 3



# Present Continuous Tense

5

Complete the sentences with am, is, or are.

1. They \_\_\_\_\_ watching TV.
2. He \_\_\_\_\_ taking photos.
3. We \_\_\_\_\_ drinking coffee.
5. Alfred \_\_\_\_\_ washing dishes.
6. You \_\_\_\_\_ cooking soup.
7. Jane \_\_\_\_\_ driving his car.
8. I \_\_\_\_\_ eating pizza.
9. Antony \_\_\_\_\_ brushing his teeth.
10. Frank and Charles \_\_\_\_\_ writing.

Week 18

Grade 3





# Problem solving

1. I have 57 marbles. I win 35 and then lose 12.  
**How many marbles do I have now?**

---



---

2. There are 89 people on the train. 14 get off at the first station and 12 get off at the second station.  
**How many are left?**

---



---

3. I have 24 books, my sister has 16 and my brother has 33 books.  
**How many books do we have altogether?**

---



---

4. Pam collects 60 bottles on Monday. On Tuesday she collects 23 bottles. 16 bottles got lost.  
**How many bottles does she have left?**

---



---



# Success begins with education

Parents will be able to visit the website and watch daily videos or they can subscribe to our Zoshy Telegram channel to receive daily videos. One can also download the PDF version of the book on the website. Also watch our daily show on Active Kids to watch your favourite lessons.



<https://t.me/zoshyonline>

ONLINE



For extra perks!

How does it work?



## Easy peasy steps to follow

## Register at zoshy

You can save your favourite lessons and find them easier



- Step 1: Find us at [www.zoshy.online](http://www.zoshy.online) or scan the QR code
- Step 2: Find your grade and select the year
- Step 3: Choose your language
- Step 4: Choose the week you want to learn out of
- Step 5: Choose lessons from what lessons there are
- Step 6: Download booklet if you do not have it
- Step 7: Watch and follow the teacher as she explains what to do in the book
- Step 8: Follow us on Facebook (Zoshy & Active Kids ) to never miss a video
- Step 9: Subscribe to our Zoshy Telegram channel if you want to receive daily updates



[www.zoshy.online](http://www.zoshy.online)

In collaboration with the Ministry of Education, Arts and Culture

PRINT

1

Turn the booklet to landscape.



2

Take a ruler & tear the booklet at the top long fold.



3

Fold the booklet in half.



4

The learning journey can start.



## STEPS

HOW TO TEAR & USE THE BOOKLET



Capricorn Foundation



# How to be a HERO

Protect others,  
protect yourself



ALL HEROS  
WEAR MASKS

