

Pre-primary: Week 15 & 16 / Ondondo yombutiro: Otjivike 15 & 16

5-6 years/ 5-6 jaar

English / Otjiherero

Draw a picture of your school./
Perenda otjiperendero tjosikore yoye.

My School / Osikore yandje



Ministry of Education,
Arts and Culture



NAMIBIAN
COMMUNITY TRUST



for every child



Capricorn Foundation





These numbers indicate which day you can complete each worksheet! But if you want to, you can work ahead and do the rest as well.

This publication is a collaboration between the Ministry of Education, Arts and Culture and Namibia Media Holdings. This publication is sponsored by the Ministry.

Copyright © Ministry of Education, Arts and Culture. All parts of this publication cannot be reproduced, stored in a retrieval system or transmitted in any form or by any means, electronic, mechanical, photocopying, recording or otherwise without prior permission of the Ministry of Education, Arts and Culture or the Publisher.

Production by: Namibia Media Holdings  **NAMIBIA MEDIA HOLDINGS**

Printing: Newsprint Namibia  **newsprint**



The Ministry of Education, Arts and Culture
www.moe.gov.na



My School / Osikore yandje

Colour the picture with a colour of your choice. /
Hwaa otjiperendero notjivaro tjoŋdero yoye.



Practice greeting with a teacher/parent based on the time of the day. / Rirora omakorisoro ku nomiṭiri yoye poo omunene woye otja kotuveze/ozoiri pekepeke zeyuva.

Otjivike 15




Ondondo yombutiro



Name and trace the classroom objects. /

Tamuna noku yarukira momana woviṇa mbi kara metuwo romahongero.



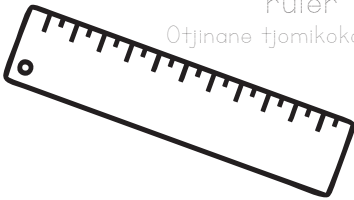
book
Embo

ruler
Otjinane tjomukoka




pencil
Otjitjange tjekara

book
Embo



ruler
Otjinane tjomukoka


eraser
okazemise



eraser
Okazemisa

pencil
otjitjange tjekara

pencil case Okapwikiro kotjitjange
tjekara



pencil case
okapwikiro kotjitjange
tjekara

Otiyike 15

Ondondo yombutiro


Complete the patterns. / Urisa ozopaṭorona:



Otjivike 15

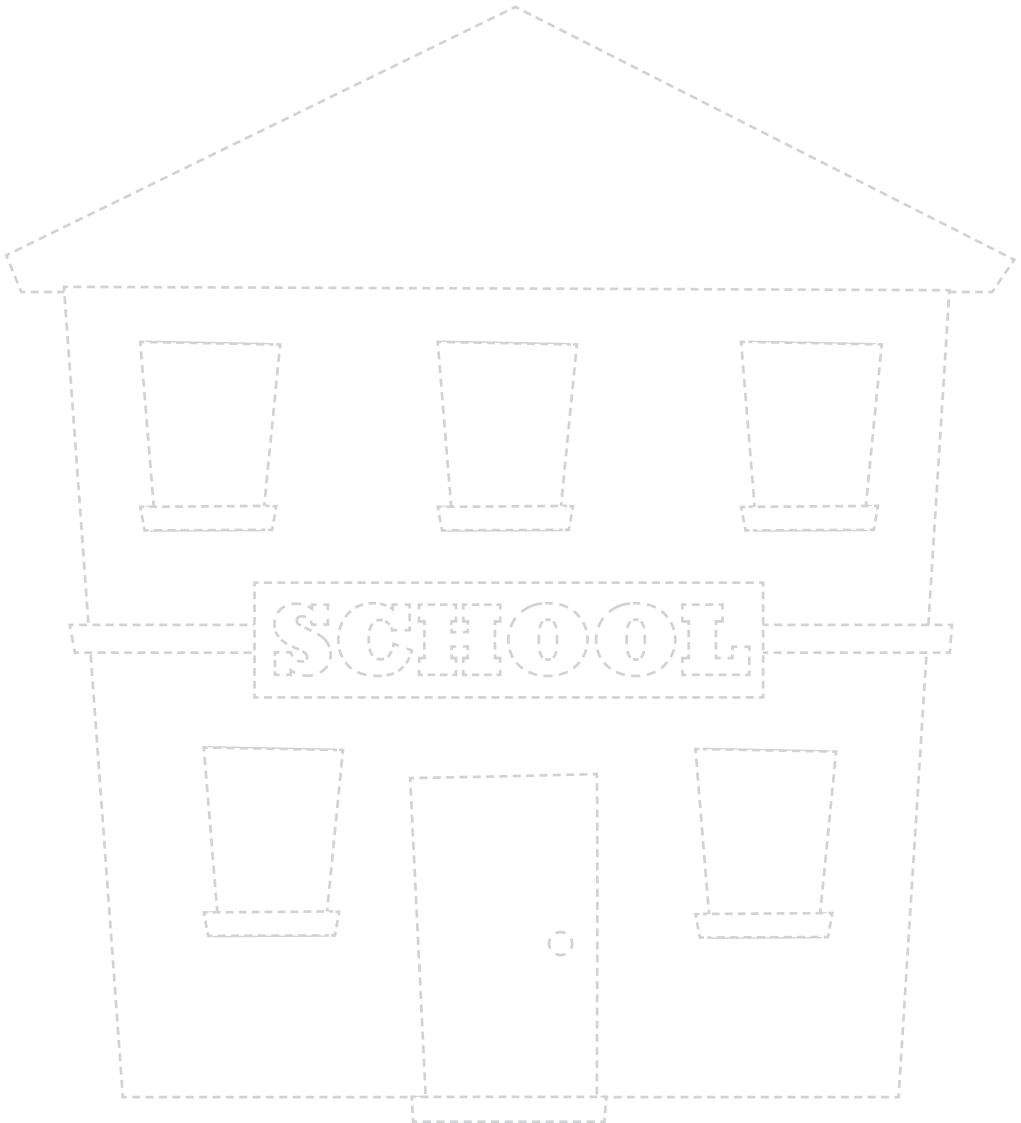


Ondondo yombuifiro



My School / Osikore


Trace the picture of a school. / Yarukira motjiperendero tjosikore.



Otiyike 15

Ondondo yombutiro

Make a collage on the door with any material available. /
Twa ko ourenga komuvero noviungurisiwa ngamwa avihe mbi ri po.



Otjivike 15

Ondondo yombutiro

Mime the facial expression on the cards. /
Horera omirungu amo tjiti omurungu woye otja kokakarata akehe.



Otjivike 15

Ondondo yombutiro

Draw a picture of your school, talk about it with a teacher or parent. / Perenda osikore yoye, serekarera ohunga nayo ku nomiṭiri poo ovanene voye.

Otjivike 15

Ondondo yombutiro




Draw yourself and your class teacher. /
Riperenda pu nomiṭiri yoye.

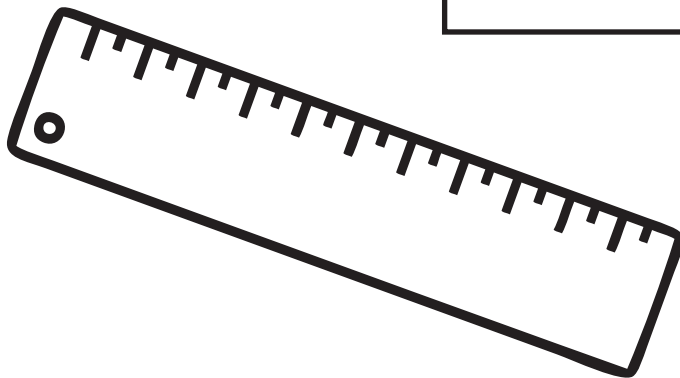




Colour the good behaviour with green and bad behaviour with red. /
Otjireperendero tji matji yarisa ongaro ombi notjivara otjiserandu.

Otjivike 15

Ondondo yombutiro



Name the classroom objects and mention how it is used. /
 Tamuna omana woviṅa mbi kara metuwo romahongero nokutja vi ungurisiwa
 kuye.



Otiyike 15

Ondondo yombutiro

Circle all dangerous objects in the classroom. /
Patera oviṅa ovinaumba avihe metuwo romahongero.

Otjivike 15

Ondondo yombutiro

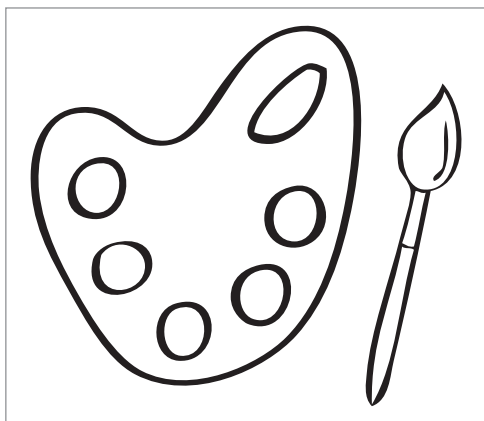
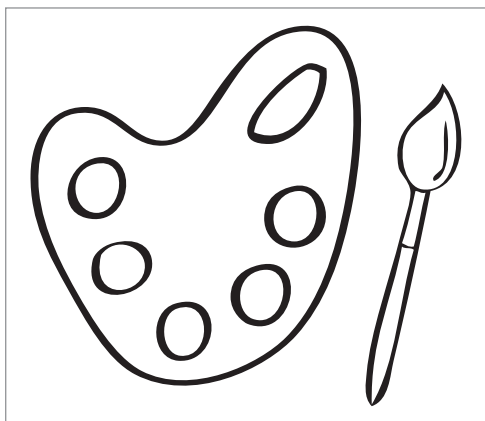




Play the memory game with classroom objects.

1. Cut out the picture cards.
2. Shuffle them and place them upside down.
3. Turn 2 cards around. If they match, keep them facing up. If they don not match, turn them around again.
4. Continue until you found all the matching cards.

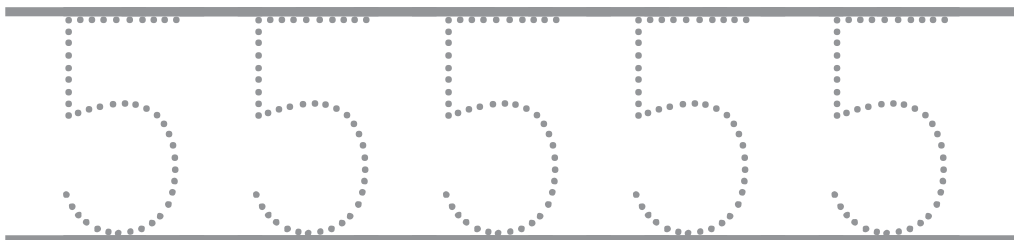



Nyanda okanyando kokukurakurisa ouruvi noviungurisiwa vyometuwo romahongero.

1. Konda oukarata woviperendero.
2. Skomora oukarata nu u tarise mehi.
3. Tanaura oukarata 2. Tji wa sana motarisa meyuru, tji u hiyasana tanaura wo rukwao u tare mehi.
4. Kaende komurungu ngaa tji wa ketisa auhe.





Trace the dotted 5. / Yarukira moutootoo wo 5.



Write number 5. / Tjanga onomora 5.

Otjivike 16

Ondondo yombutiro



Find a picture of a school in a newspaper or magazine and cut it out and paste it on this page. / Paha otjiperendero tjosikore motjaitonga poo membo roviperendero nu u konde nokukakaterisa pombapira ndji.

Otjivike 16

Ondondo yombutiro

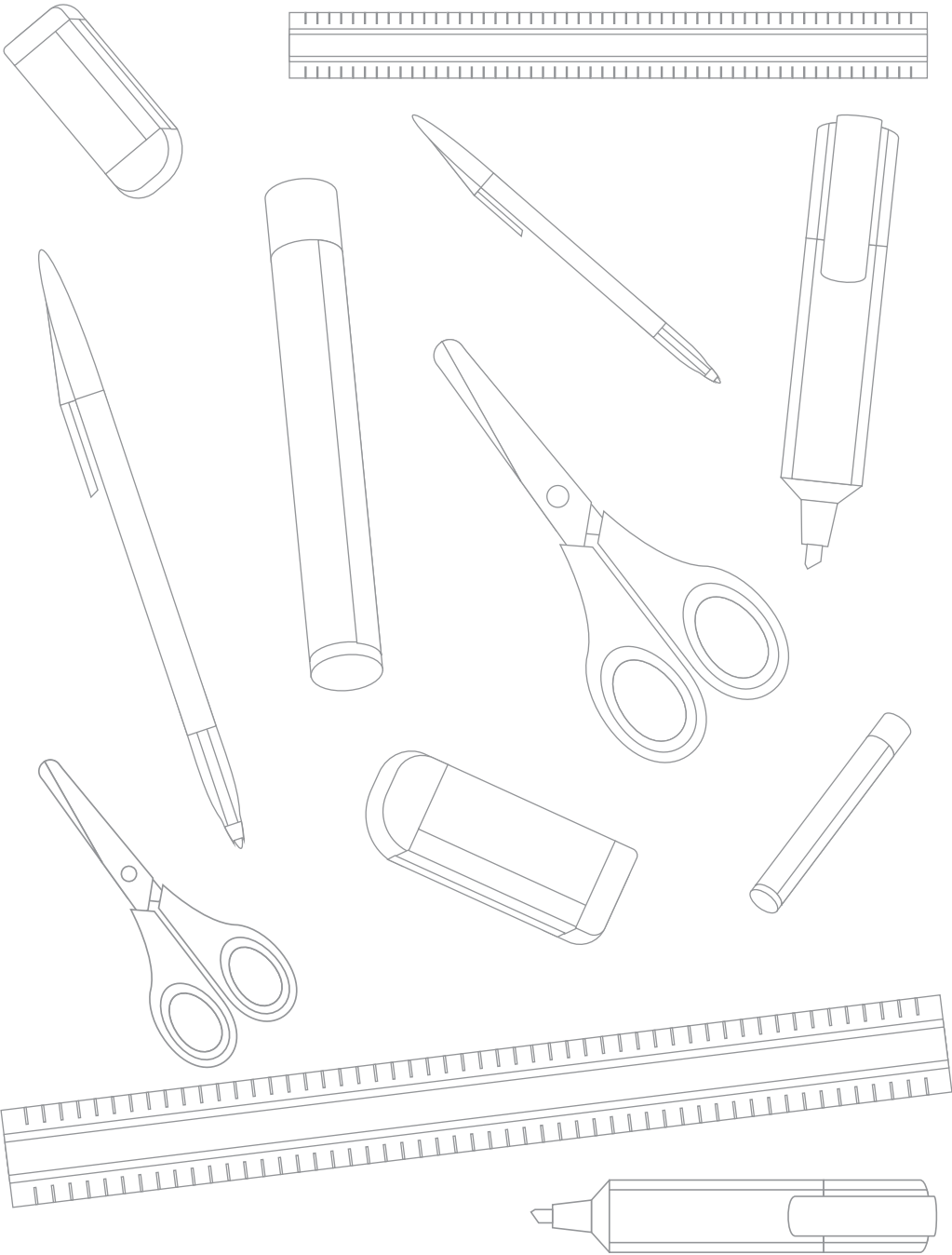
Circle all yellow items. / Patera oviṇa ovingara avihe mokawongo.

Otjivike 16

Ondondo yombuifiro



Colour all the bigger items. / Hwaa oviṇa ovinene avihe.



Otiyike 16


Ondondo yombutiro

Colour all the circles red, and squares blue. /

Hwaa oviputupu avihe notjivara otjiserandu, notjinavikorovine notjivara
otjimbureau.

Otjivike 16

Ondondo yombuifiro



Colour the child who is nearest to the school. /
Hwaa omuatje ngu ri popezu pezu nosikore.




Otiyike 16


Ondondo yombutiro




Match the picture with the correct words. /
Ketisa oviperendero ku nomambo nga ketere.



heavy /
Otjizeu



heavier /
Otjizeuzeu








heaviest /
Otjizeuzeu
povikwao

Otjivike 16

Ondondo yombutiro


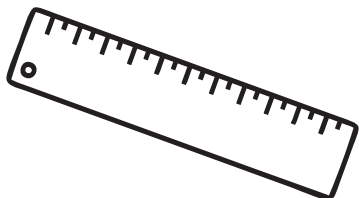


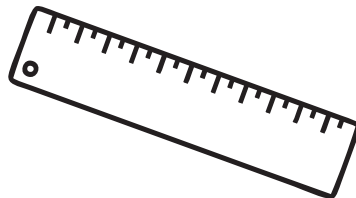



Match the same glasses. / Ketisa omakende ku nomakende nga sana kuwo.



Otiyike 16

Ondondo yombutiro

Use lines to match the same objects. /
Nana omukoka okuza kotjiṅa okutwara kotjiṅa tji tja sana ku tjo.




Otjivike 16

Ondondo yombutiro




Colour the rulers according to the colours given: /
Hwaa ovinane vyomikoka mbi, notjivara tji tjayandjwa kehi mbo:




red / otjiserandu

Otjivike 16



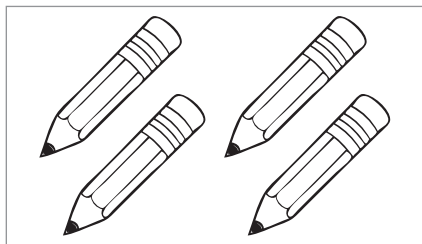
blue / otjimbureau


Ondondo yombutiro




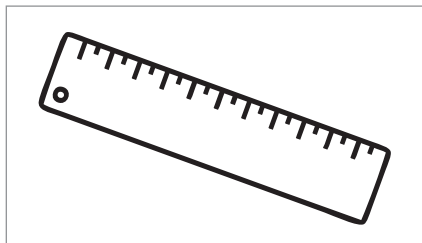
yellow / otjingara

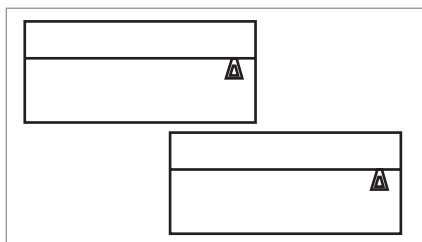
Count the objects in each row and write the correct number. /
 Vara oviṅa mbi ri mokapaka akehe nu u tjang'e onomora.











Otiivike 16

Ondondo yombuifiro

Complete the picture of the school. /
Urisa otjiperendero tjosikore.



Otjivike 16

Ondondo yombutiro

Draw pencils equal to the given number: /
Perenda ovitjange vyekara mbi teki potjivaro tji tja yandjwa meṅe mbo:

Otjivike 16

Ondondo yombuifiro

4

3

1

5

2

Success begins with education

Parents will be able to visit the website and watch daily videos or they can subscribe to our Zoshy Telegram channel to receive daily videos. One can also download the PDF version of the book on the website. Also watch our daily show on Active Kids to watch your favourite lessons.



<https://t.me/zoshyonline>

How does it work?



Easy peasy steps to follow

Register at zoshy

You can save your favourite lessons and find them easier

For extra perks!



ONLINE

Step 1: Find us at www.zoshy.online or scan the QR code

Step 2: Find your grade and select the year

Step 3: Choose your language

Step 4: Choose the week you want to learn out of

Step 5: Choose lessons from what lessons there are

Step 6: Download booklet if you do not have it

Step 7: Watch and follow the teacher as she explains what to do in the book

Step 8: Follow us on Facebook (Zoshy & Active Kids) to never miss a video

Step 9: Subscribe to our Zoshy Telegram channel if you want to receive daily updates




www.zoshy.online

In collaboration with the Ministry of Education, Arts and Culture

PRINT

1

Turn the booklet to landscape.



2

Take a ruler & tear the booklet at the top long fold.



3

Fold the booklet in half.



4

The learning journey can start.



STEPS
HOW TO TEAR & USE
THE BOOKLET



Omuano wokurira OMBANGANE

Tjevera ovandu varwe,
ritjevera omuini



OZOMBANGANE AZEHE

ZE ZARA OUKUTJIRE WOKOTJINYO NAWA

