

# Pre-primary: Week 15&16 / Ondodo yopehoveló :Oshivike 15 &16

5-6 years/ Eedula 5-6

English / Oshikwanyama

Draw a picture of your school./  
Faneka efano lofikola yeni

## My School / Ofikola yange



These numbers indicate which day you can complete each worksheet! But if you want to, you can work ahead and do the rest as well.

**This publication is a collaboration between the Ministry of Education, Arts and Culture and Namibia Media Holdings. This publication is sponsored by the Ministry.**

**Copyright © Ministry of Education, Arts and Culture.** All parts of this publication cannot be reproduced, stored in a retrieval system or transmitted in any form or by any means, electronic, mechanical, photocopying, recording or otherwise without prior permission of the Ministry of Education, Arts and Culture or the Publisher.

**Production by: Namibia Media Holdings**  **NAMIBIA MEDIA HOLDINGS**

**Printing: Newsprint Namibia** 



**The Ministry of Education, Arts and Culture**  
**www.moe.gov.na**



# My School / Ofikola yange

Colour the picture with a colour of your choice. /  
Mbapeka efano noluvala lehoololo loye.



Practice greeting with a teacher/parent based on the time of the day. /  
 Lideula okupopifa nomuhongi sheli-kolelela kefimbo lefiku.

Oshivike 15




Ondodo yopetameko






Name and trace the classroom objects. /  
Luka oilongifo yomongulufikola.



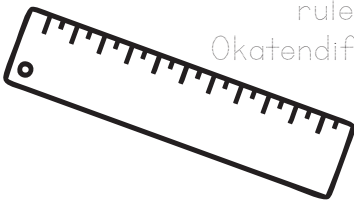
book  
Embo

book / okatendifo




pencil  
Opena yekala

pencil / embo




ruler  
Okatendifo

ruler /  
okadimifo



eraser  
Okadimifo

eraser /  
opena yekala



pencil case

Okandjato keepena

pencil case /  
okandjato keepena



Oshivike 15

Ondodo yopetameko

Complete the patterns. /Manifa eepatolona

Oshivike 15

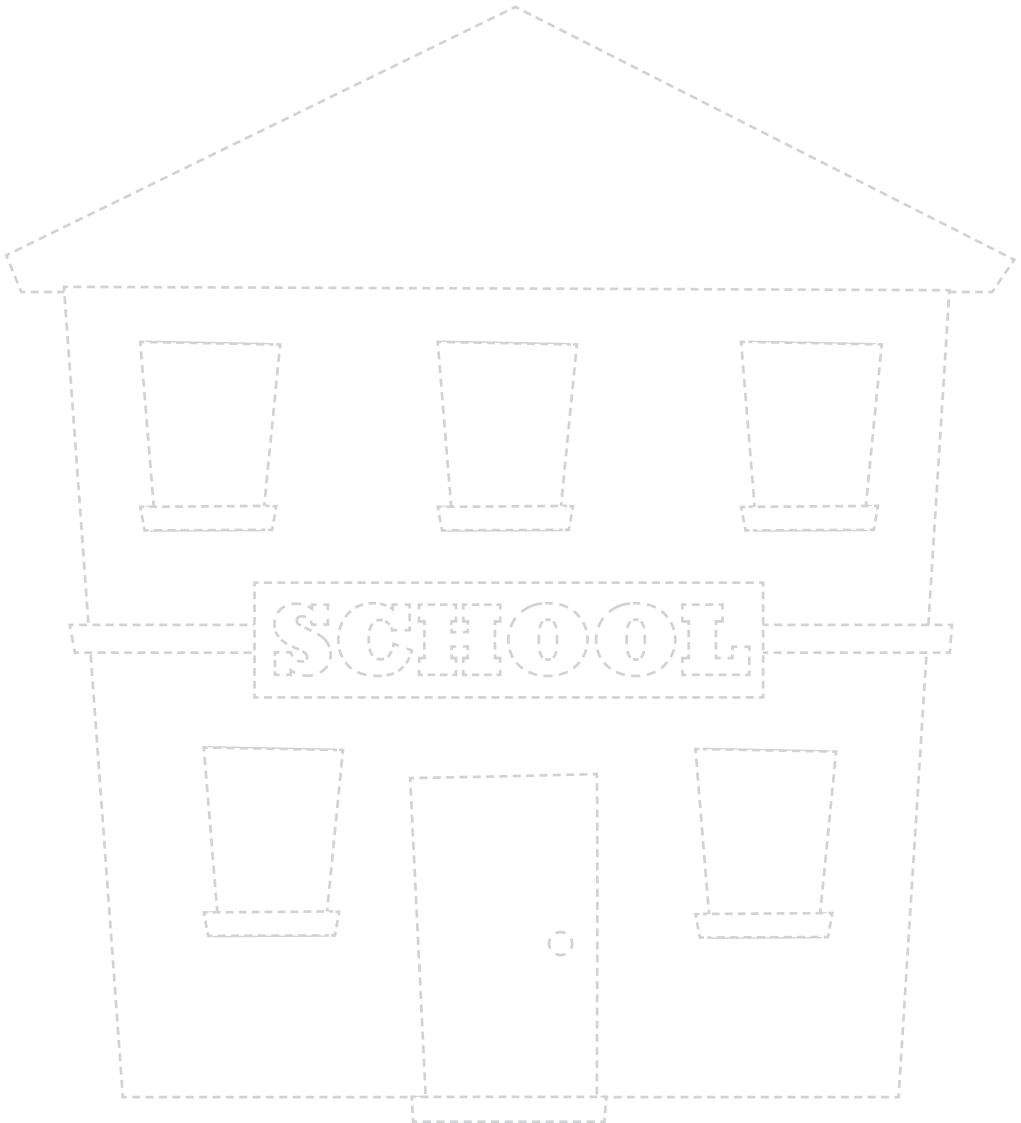
Ondodo yopetameko



# My School / Ofikola yange

2


Trace the picture of a school. / Findolola efano lofikola



Oshivike 15

Ondodo yopetameko

Make a collage on the door with any material available. /  
Ninga enatekwafano komuvelo noinima keshe to dulu ku Mona.



Oshivike 15

Ondodo yopetameko

Mime the facial expression on the cards. /  
Hopapena eliudo loshipala mokakalata.



Oshivike 15

Ondodo yopetameko

Draw a picture of your school, talk about it with a teacher or parent.  
/ Faneka efano lofikola yeni, Popya nomuhongi nomudali kombinga yefano.

Oshivike 15

Ondodo yopetameko



Draw yourself and your class teacher. /  
Lifaneka ove mwene nomuhongi woye.


Oshivike 15

Ondodo yopetameko

Colour the good behaviour with green and bad behaviour with red. /  
Mbapeka omikalo diwa noluvala lingeline nomikalo dii noluvala litilyna.



Oshivike 15

Ondodo yopetameko



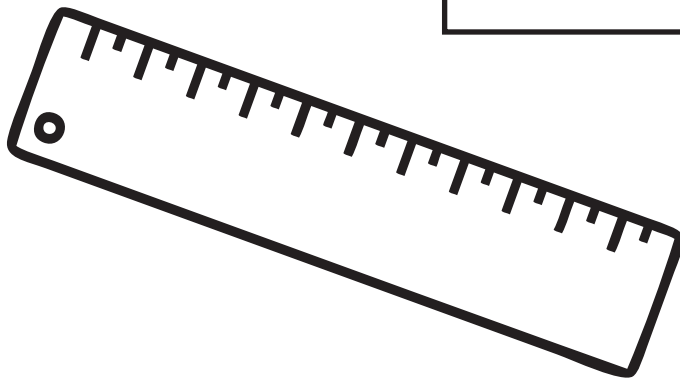




Name the classroom objects and mention how it is used. /  
Luka oinima yomongulufikola ndee to popi nhumbi hayi longifwa.



Oshivike 15

Ondodo yopetameko



Circle all dangerous objects in the classroom. /  
Tula mongonga oinima aishe yanyika oshiponga mofikola.



Oshivike 15

Ondodo yopetameko



Play the memory game with classroom objects.

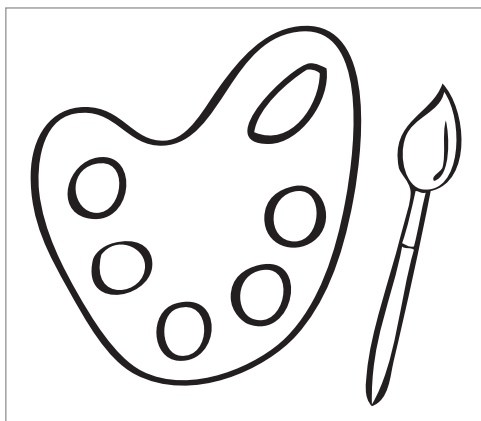
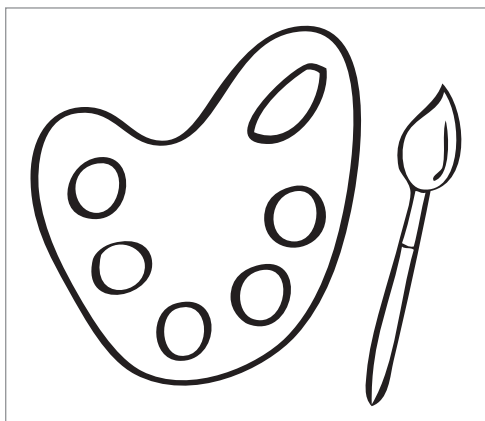


1. Cut out the picture cards.
2. Shuffle them and place them upside down.
3. Turn 2 cards around. If they match, keep them facing up. If they don't match, turn them around again.
4. Continue until you found all the matching cards.

Dana okaudano noilongifo yomongulufikola.

1. Teta mo omafanokalata
2. Dundakanifa oukalata vauvali ndee to va pwipwikopo
3. Petula oukalata vavali ngeenge ovatwaafana na va kale va tala pombada ngeenge ina va twaafana va pwupwika vali.
4. Twikila fiyo to mono oukalata aveshe vatwaafana.





Oshivike 15

Ondodo yopetameko





Trace the dotted 5./ Findolola 5



Write number 5./Shanga onhomola 5.

Oshivike 16

Ondodo yopetameko



Find a picture of a school in a newspaper or magazine and cut it out and paste it on this page. / Konga efano lofikola moshifokundaneki ndee to li tete mo to li nateke pepandja apa.

Oshivike 16

Ondodo yopetameko

Circle all yellow items. / Tula mongonga oinima aishe yoluvala  
loshunga sheyi.

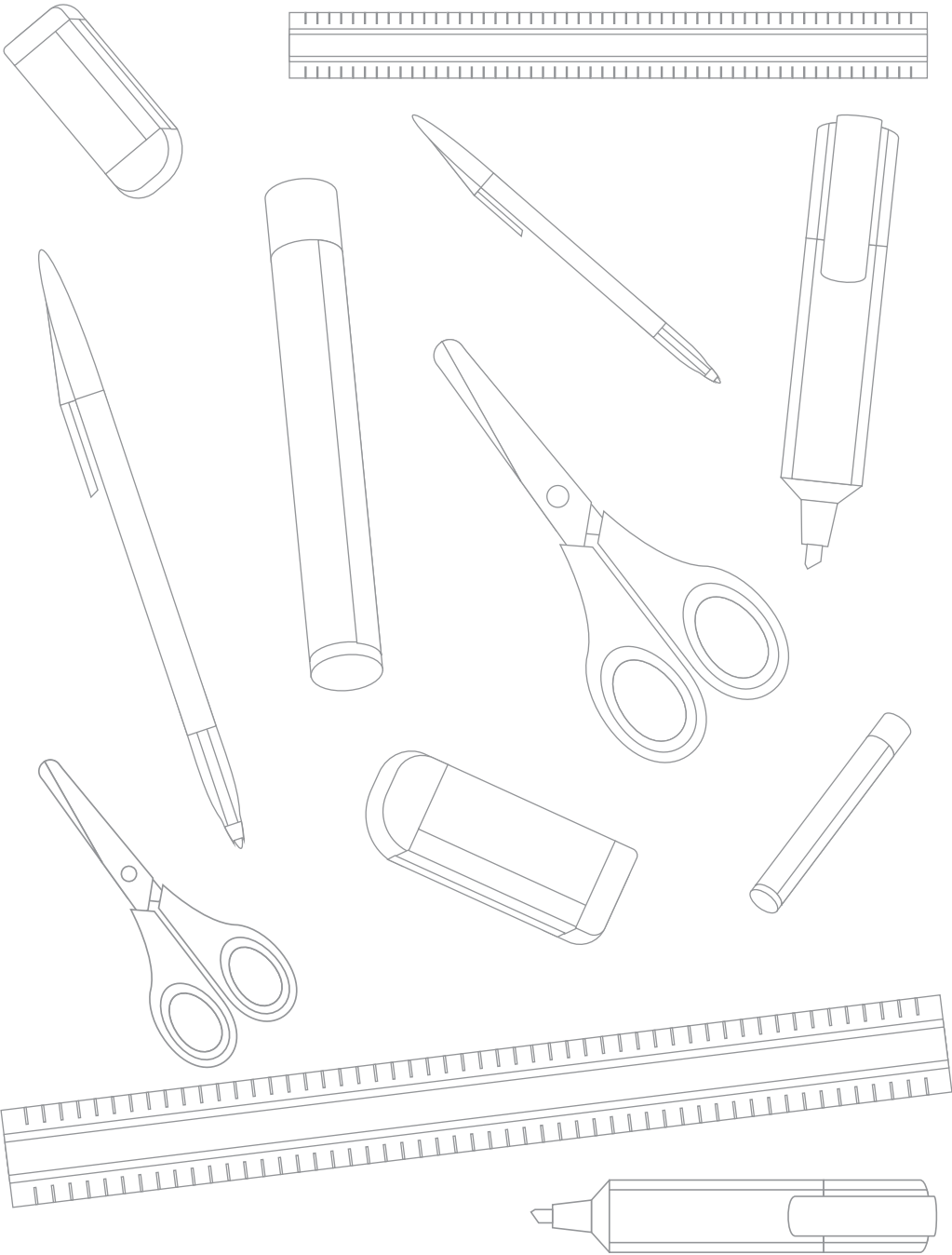
Oshivike 16

Ondodo yopetameko





Colour all the bigger items. / Mbapeka oinima aishe yakula.




Oshivike 16

Ondodo yopetameko

Colour all the circles red, and squares blue. /  
Mbapeka oungonga aveshe oluvala litilyana neembine oluvala limbulawu.

Oshivike 16

Ondodo yopetameko



Colour the child who is nearest to the school. /  
Mbapeka okaana aka keli popepi nofikola.




Oshivike 16


Ondodo yopetameko




Arrange the picture in order from heavy (1), heavier (2) and heaviest (3) /  
Shikulafanifa omafano melandulafano okudja kushidjuu (1), Shidjuudjuu (2)  
shidjuulela.



heavy /  
Shidjuu



heavier /  
Shidjuudjuu








heaviest /  
Shidjuulela

Oshivike 16

Ondodo yopetameko


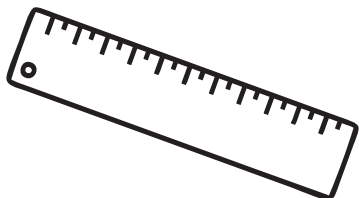


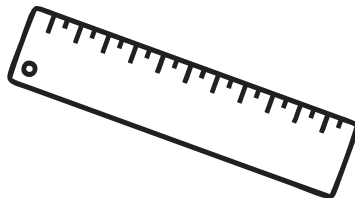



Match the same glasses. / Twifa kumwe omakende aa afaafana.



Oshivike 16

Ondodo yopetameko

Use lines to match the same objects. /  
Longifa omifinda okutwifakumwe oinima.




Oshivike 16

Ondodo yopetameko




Colour the rulers according to the colours given: /  
Mbapeka okatendifo she likolelela komaluvala a yandjwa.




red / litilyana

Oshivike 16



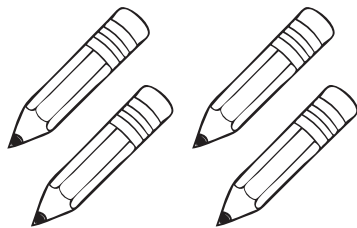
blue / limbulau

Ondodo yopetameko

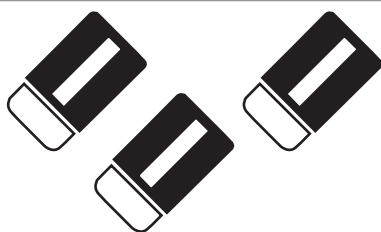


yellow / lishunga


Count the objects in each row and write the correct number. /  
Valula oinima mokakololo keshe ndee to shange onhomola yomondjila.



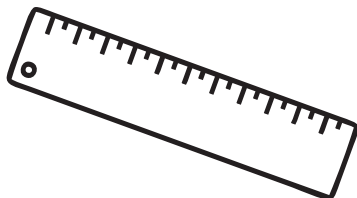

---



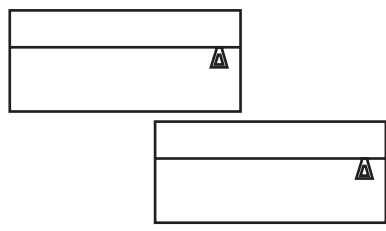

---




---




---




---

Oshivike 16

Ondodo yopetameko





Complete the picture of the school. /  
Manifa efano lofikola



Oshivike 16

Ondodo yopetameko

Draw pencils equal to the given number: /  
Faneka eepena domakala difike pomuvalu wa yandjwa:

Oshivike 16

Ondodo yopetameko

4

3

1

5

2

# Success begins with education

Parents will be able to visit the website and watch daily videos or they can subscribe to our Zoshy Telegram channel to receive daily videos. One can also download the PDF version of the book on the website. Also watch our daily show on Active Kids to watch your favourite lessons.



<https://t.me/zoshyonline>

How does it work?



## Easy peasy steps to follow

## Register at zoshy

You can save your favourite lessons and find them easier

For extra perks!



ONLINE

Step 1: Find us at [www.zoshy.online](http://www.zoshy.online) or scan the QR code

Step 2: Find your grade and select the year

Step 3: Choose your language

Step 4: Choose the week you want to learn out of

Step 5: Choose lessons from what lessons there are

Step 6: Download booklet if you do not have it

Step 7: Watch and follow the teacher as she explains what to do in the book

Step 8: Follow us on Facebook (Zoshy & Active Kids ) to never miss a video

Step 9: Subscribe to our Zoshy Telegram channel if you want to receive daily updates




[www.zoshy.online](http://www.zoshy.online)

In collaboration with the Ministry of Education, Arts and Culture

PRINT

1

Turn the booklet to landscape.



2

Take a ruler & tear the booklet at the top long fold.



3

Fold the booklet in half.



4

The learning journey can start.



**STEPS**  
HOW TO TEAR & USE  
THE BOOKLET



Capricorn Foundation



# Nghee una okukala EPENDAFULE

Amena vakweni,  
ove to li amene mwene



Omapendafule aeshe oha djala okalapi

**ko komulungu katuvika okanya neyulu**

