

Pre-primary: Week 23 & 24 / Ntambo zontateko: Sivike 23 no 24

5-6 years/ Nomvhura 5-6

English / Rukwangali

Draw a picture of your pet. /
Faneka efano lyo mbwa zoge waharapo.

Animals/ Yikorama



These numbers indicate which day you can complete each worksheet! But if you want to, you can work ahead and do the rest as well.

This publication is a collaboration between the Ministry of Education, Arts and Culture and Namibia Media Holdings. This publication is sponsored by the Ministry.

Copyright © Ministry of Education, Arts and Culture. All parts of this publication cannot be reproduced, stored in a retrieval system or transmitted in any form or by any means, electronic, mechanical, photocopying, recording or otherwise without prior permission of the Ministry of Education, Arts and Culture or the Publisher.

Production by: Namibia Media Holdings  **NAMIBIA MEDIA HOLDINGS**

Printing: Newsprint Namibia 




The Ministry of Education, Arts and Culture
www.moe.gov.na



Animals/Yikorama

Colour in the farm animals. / Kwita moyikorama yomofarama oyo.



Sivike 23

ntambo zontateko


Draw your favourite pet, farm or domestic animal and discuss how you take care of it. / Faneka sikorama weka soqe waharapo unene, somofarama ndi semembo ntani opve oliyonge asi ngapi omu osi tekura.

Sivike 23

ntambo zontateko







Trace the number 7. / Kwama monomora 7.



Sivike 23

ntambo zontateko

Match each head to its body. / Kwatakanesa nkenye mutwe korutu rwago.



Sivike 23

ntambo zontateko







Circle the buckets that are full and colour the buckets that are empty. /
Dingilika yihemere yina zura ntani kwita yihemere yomuporongwa.



Sivike 23

ntambo zontateko

Colour in all products we get from farm animals. /
Kwita nondya atu gwana koyikorama yopofarama.



Sivike 23

ntambo zontateko

Circle all names with the same beginning sound. /
Dingilika madina nagenye gana kutameka nondanda zokulifana.




Eliaser



Eibeb



Alina



Ezal

Sivike 23

ntambo zontateko

Circle all the number sevens (7). / Dingilika nomora 7.


sivike 23

ntambo zontateko

7 4 1 3 6 4 7
 2 6 7 3 2 7 1
 2 4 6 5 7 6 1
 5 6 7 3 2 1 4
 7 2 5 6 7 6
 1 2 5 3 1 7 3
 6 1 6 4 7 5 6
 3 7 4 7 6 5 6




Identify all items coloured purple and circle them./
Dingilika yininke vana kwita ndombo zomburaageha.



Sivike 23


ntambo zontateko

Colour the first and last animals in the row. /
Kwita sikorama sokuhoova ntani nesi sokuholira momusunda.



sivike 23

ntambo zontateko



Look at the 50c and draw it in the space provided. /
Tara ko 50c ntani ozifaneka pevega apa vana kupe.




Sivike 23

ntambo zontateko


Circle all the 5c with yellow, 10c with red and 50c with brown. /
Dingilika 5c. nosikwitiso sosihenga, 10c nosikwitiso sosigeha
ntani 50c nosikwitiso soumbombo.




Cut out the animals and arrange them in the given order: cow – first, sheep – second and dog – last. / Tetagura yikorama oyo ntani oyi zare melikwamo eli vana kupe : Ngombe- zokuhova, Nzwi-zauvali ntani Mbwa- zokuhulilira.



Sivike 23



ntambo zontateko



Use any resources available to make a collage. /
Ruganesa nkenye eyi yininke ono hara, oramayike ku batayika
efano oloyo vana kupe.




Read the picture cards of different animals. /
Resa mafano goyikorama yo kulisiga-siga poyikarata oyo.



cat/mbisi



dog/mbwa



horse/nkambe



sheep/nzwi




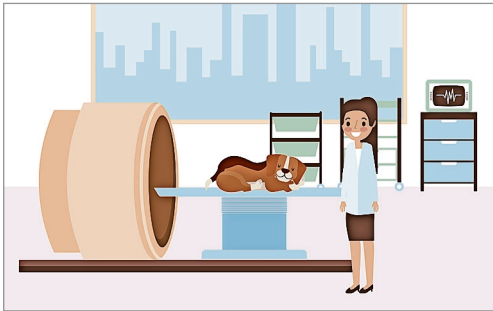
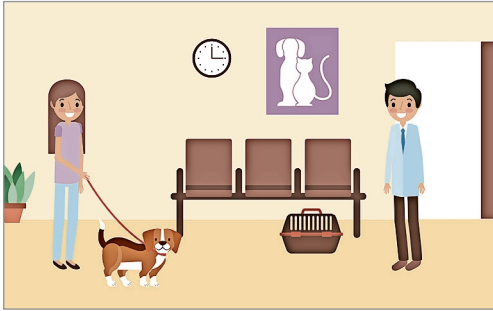
goat/sikombo



cow/ngombe



Arrange pictures in the correct sequence. /
Tura mafano ogo melikwamo lyouhunga.



Sivike 24

ntambo zontateko



Cut out and complete the puzzle. /
Tetagura makura oramake kunungayika.











Sivike 24

ntambo zontateko




Connect each animal to its group. /
Gwanekedesa nkenye sikorama ko mbunga ezi sahamena zouhunga.




Sivike 24


ntambo zontateko

Count the animals in each row and write the correct number. /
Varura yikorama mwa nkenye muzaro ntani otjange nomora zouhunga.










Sivike 24

ntambo zontateko



Colour all the rectangles with a colour of your choice. /
Kwita mo yikwarwarwa nayinye noruvara oru ono hara nyamoge .



Sivike 24

ntambo zontateko

Cut out any animal you find in a newspaper or magazine and talk about it with your teacher or parent and paste it in the space provided. /
Tenga nkenye esi sikorama nogwana mosayitunga ndi mekurante ntani oliyonge nomurongi ndi mukurona, ove hena olirameke pevango lyomuporongwa olyo vana kupe.

Sivike 24

ntambo zontateko

Match similar words with lines. / Ruganesa musunda ogwanekedese
nonkango dokulifana .

fish/mfi

cow/ngombe

bird/sidira

mouse/mpuku

mouse/mpuku

fish/mfi

cow/ngombe

horse/kakambe

chicken/nhunhwa

bird/sidira

horse/nkambe

chicken/nhunhwa

Sivike 24

ntambo zontateko

Fill in the missing numbers. / Zwidamo no nomora edi dina dilimo.

1, __, 3, __, 5, __, 7

Sivike 24

1, 2, __, 4, __, 6, __


ntambo zontateko

__, 2, 3, __, __, 6, 7

1, __, __, 4, 5, __, __

1, __, 3, __, 5, __, 7

Combine the dots to form a dog. /
Gwanekedesa yindomo ofaneke mbwa.



Sivike 24

ntambo zontateko


Match the number to the correct set of animals. /
Ruganesa musunda ogwanekedese nomora koyikorama youhunga.

Sivike 24


ntambo zontateko




2




6




1



3



4



5

Success begins with education

Parents will be able to visit the website and watch daily videos or they can subscribe to our Zoshy Telegram channel to receive daily videos. One can also download the PDF version of the book on the website. Also watch our daily show on Active Kids to watch your favourite lessons.



<https://t.me/zoshyonline>

How does it work?



Easy peasy steps to follow

Register at zoshy

You can save your favourite lessons and find them easier

For extra perks!



ONLINE

Step 1: Find us at www.zoshy.online or scan the QR code

Step 2: Find your grade and select the year

Step 3: Choose your language

Step 4: Choose the week you want to learn out of

Step 5: Choose lessons from what lessons there are

Step 6: Download booklet if you do not have it

Step 7: Watch and follow the teacher as she explains what to do in the book

Step 8: Follow us on Facebook (Zoshy & Active Kids) to never miss a video

Step 9: Subscribe to our Zoshy Telegram channel if you want to receive daily updates



www.zoshy.online

In collaboration with the Ministry of Education, Arts and Culture

PRINT

1

Turn the booklet to landscape.

2

Take a ruler & tear the booklet at the top long fold.

3

Fold the booklet in half.

4

The learning journey can start.

Pre-primary: Week 23 & 24
Nambo zozoteleko: Sivike 23 no




STEPS
HOW TO TEAR & USE
THE BOOKLET





WHAT DO YOU LIKE ABOUT THE SCHOOL BOOKS?



**Roselyn Katsambe grade 2 –
Van Rhyn primary school**

I really enjoyed filling in the booklets with my teacher and friends at school.



**Claudius Isaack grade 2 –
Van Rhyn primary school**

With the booklets we get to cut out things and paste it, I enjoyed it so much. Thank you!!!! I enjoyed learning in my language.



**Ngatangue Herunga grade 2 –
Van Rhyn primary school**

Its really exciting working as a class on the booklets, I had more fun using it during the holidays.



**< Uandjua Kaihiva grade 2 –
Van Rhyn primary school**

Our teacher helped us a lot with the booklets and doing it with my classmates are fun because we all learn together and I want more booklets!!!

**Anansia Ambraal grade 2 – >
Van Rhyn primary school**

I enjoy getting extra homework and with the booklets we get to go home and fill in missing numbers or words which I enjoy, I am really happy about these booklets, they make me happy!!!



Get to know more about another Namibian language!

This week we will be learning about **Thimbukushu**.

Did you know?

- In Thimbukushu we do not have letter the L, X and Z.
- Thimbukushu is spoken in Namibia, Botswana, Angola and Zambia.

**Take part in our competition
of the week!**

WIN N\$ 100

What is 'read' in all the 11 different languages from last week's word of the week? Whatsapp your answer with the following:

+264 81 850 3609

Name & Surname, Grade, School and picture of you holding one of our books.

