

Grade 2: Week 15 and 16



English

Senses



Ministry of Education,
Arts and Culture



NAMIBIAN
COMMUNITY TRUST



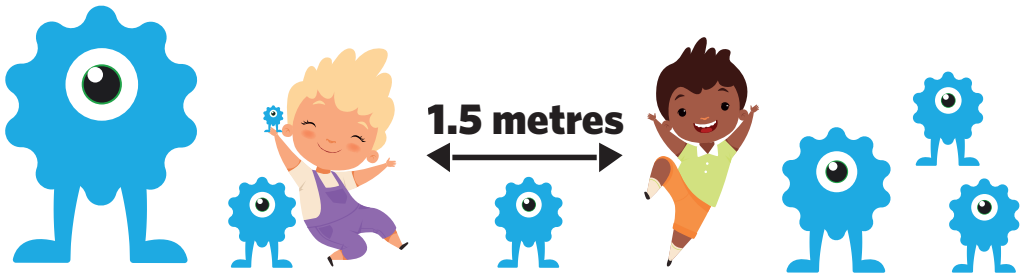
Capricorn Foundation

unicef 

for every child



ONLINE SCHOOL



- | | | | | |
|---|---|---|---|---|
| 1 | 2 | 3 | 4 | 5 |
|---|---|---|---|---|

These numbers indicate which day you can complete each worksheet! But if you want to, you can work ahead and do the rest as well.

This publication is a collaboration between the Ministry of Education, Arts and Culture and Namibia Media Holdings. This publication is sponsored by the Ministry.

Copyright © Ministry of Education, Arts and Culture. All parts of this publication cannot be reproduced, stored in a retrieval system or transmitted in any form or by any means, electronic, mechanical, photocopying, recording or otherwise without prior permission of the Ministry of Education, Arts and Culture or the Publisher.

Production by: Namibia Media Holdings  **NAMIBIA MEDIA HOLDINGS**

Printing: Newsprint Namibia 



The Ministry of Education, Arts and Culture
www.moe.gov.na



Vocabulary and sight words

1. Read the following sight words and trace them.

into = into

with = with

good = good

also = also

nose = nose

all = all

far = far

be = be

2. Match the vocabularies with the picture.

smell



hear



see



taste



touch/feel



Reading Comprehension

Read the story and answer the questions below.

Senses

My senses are important. I use my senses every day. I must also take care of myself to keep my senses healthy. I have two eyes. I can see far and near with my eyes. Without sight, I will be blind. I have two ears. I can hear soft and loud noises with my ears. Without hearing, I will be deaf. I have one nose. I can smell with my nose. My nose can smell nice or stinky things. I have one tongue. My tongue is in my mouth. I can taste things that are sweet, sour, salty or bitter. I have a skin all over my body. My skin can feel. I use my hands to feel and touch things. I can feel smooth, rough, cold or hot things.

Grade 2

Week 15

1. How many sense do you have? Circle the correct one.

3 or 5

2. With what do you smell?

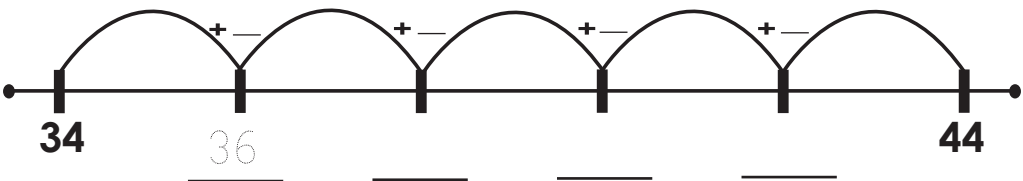
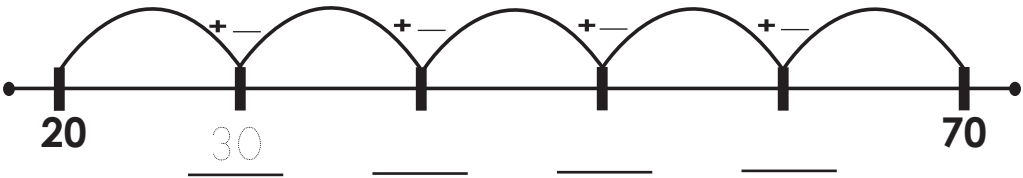
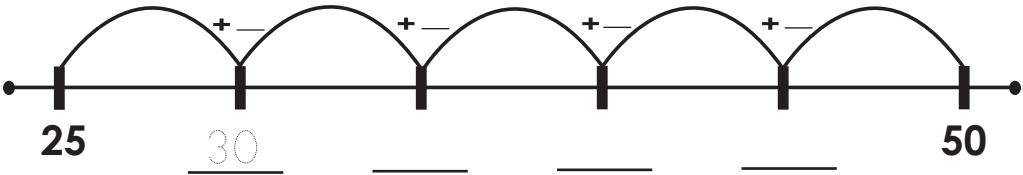
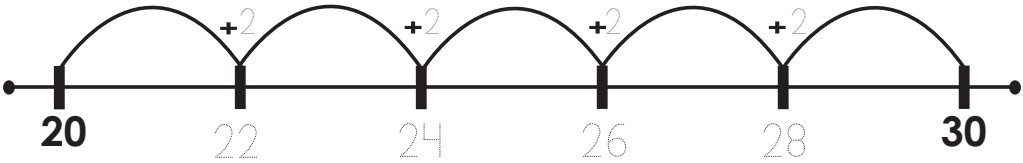
3. Name the four things that you can taste?

4. Why must you care for yourself?



Number patterns

Find the pattern for each number line.
Fill in the numbers.



Comparisons

Write in the symbol that makes the problem true.

> < or =

Example: $15 > 13$

$25 < 52$

$36 = 36$

$35 \bigcirc 52$

$40 \bigcirc 40$

$45 \bigcirc 30$

$84 \bigcirc 77$

$38 \bigcirc 64$

$51 \bigcirc 39$

$3 \bigcirc 43$

$79 \bigcirc 28$

$99 \bigcirc 99$

$23 \bigcirc 22$

$77 \bigcirc 77$

$6 \bigcirc 16$



Computation

Fill in the missing numbers.

Addition

$8 + \square = 11$

$7 + \square = 10$

$9 + \square = 13$

$1 + \square = 12$

$6 + \square = 15$

$10 + \square = 14$

$0 + \square = 11$

$11 + \square = 17$

$15 + \square = 20$

$17 + \square = 19$

Subtraction

$10 - \square = 7$

$15 - \square = 5$

$13 - \square = 12$

$12 - \square = 6$

$11 - \square = 5$

$17 - \square = 13$

$18 - \square = 10$

$19 - \square = 15$

$20 - \square = 11$

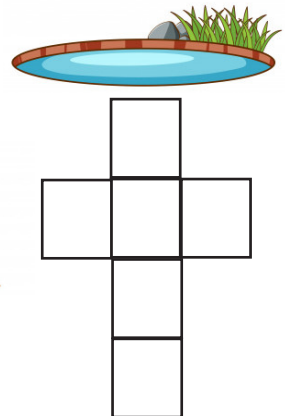


$16 - \square = 8$



Crosswords

Phonics – o - words

Use the word bank below to complete the puzzle.



Word bank:

mop

spot

sock

blocks

lock

log

pond

clock

frog

jog

Grade 2

Week 15



Writing

Complete the sentences by choosing the correct word.



1. It tastes _____.
a. sweet b. sour c. salty



2. It tastes _____.
a. bitter b. sour c. sweet



3. It smells _____.
a. amazing b. good c. awful



4. It smells _____.
a. amazing b. good c. terrible



5. It sounds _____.
a. great b. loud c. amazing



6. It sounds _____.
a. soft b. awful c. loud



7. It looks _____.
a. bad b. beautiful c. rough



8. It looks _____.
a. modern b. elegant
c. old – fashioned



9. It feels _____.
a. hard b. soft c. rough



10. It feels _____.
a. hard b. smooth c. rough



Calendar

Use the calendar to answer the following questions.

MAY 2021

S	M	T	W	T	F	S
						1 Go fishing
2 Dad salary day	3	4	5	6	7	8
9 Go for shopping	10	11	12 Tim Bday party	13	14	15
16	17	18	19	20	21	22
23	24	25	26	27	28	29 Watch movies
30	31					

Grade 2

Week 15

1. When does Dad get his salary? (Write both day and date)

2. How many days after Dad gets his salary, do we go for shopping?

3. What am I going to do on the third and last Sunday of the month?

4. What is the day and date of Tim's Brithday party?

5. What is the date 8 days after Tim's Birthday party?



Modals

Can	Ability, doubt, astonishment, permission, Polite request.
May	Permission, if not prohibition, supposition with doubt
Must	Obligation, firm necessity, logical conclusion, probability

Fill in: must, can, may

1. She _____ play the piano.
2. _____ God give you long life!
3. What _____ I do for you?
4. You _____ obey the class teacher.
5. _____ we come in?
6. I _____ read my book.
7. I _____ care for my senses.



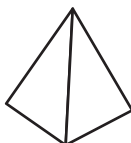
Geometry

3 - D shapes

Write what shape each real life object is.



cube



pyramid



cylinder




cone

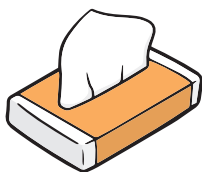


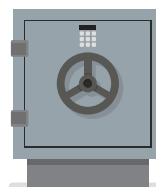

sphere



rectangular prism







Place value

158		
Hundreds 1	Tens 5	Units 8

248		
Hundreds	Tens	Units

4		
Hundreds	Tens	Units

307		
Hundreds	Tens	Units

53		
Hundreds	Tens	Units

52		
Hundreds	Tens	Units

41		
Hundreds	Tens	Units

196		
Hundreds	Tens	Units

992		
Hundreds	Tens	Units

28		
Hundreds	Tens	Units

18		
Hundreds	Tens	Units



Problem Solving

1. There are 8 children in a row. How many eyes do they have altogether?

2. Mom is knitting gloves for winter. How many gloves will she knit for 10 children?

3. Dad buys an apple that costs N\$ 1, 00. He pays with a N\$5, 00 coin. How much change will Dad get?


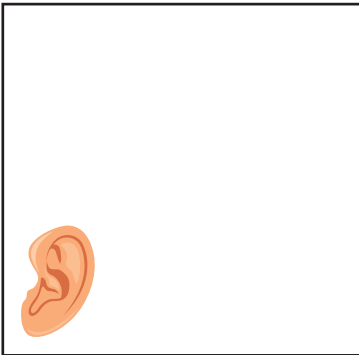


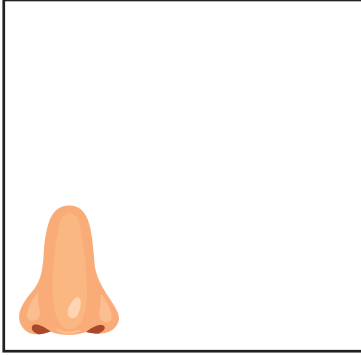
4. Dan has 9 pair of shoes. 3 Pairs of shoes are too small. How many pairs of shoes fit him?

5. There are 15 boys in our class. On Monday 3 new boys came. How many boys do we have in class now?




Cut out

Cut out the items below and paste each in the correct block.



Grade 2

Week 15





Vocabulary and sight words

1. Find the following words in the word search.

- into good with nose smell
 taste touch hear see feel

s	n	o	s	t	o	u	c	h	f	s	a	e	h
t	m	e	m	f	b	g	w	i	t	h	s	t	e
f	u	e	a	e	l	h	t	n	o	s	e	s	a
l	f	n	l	e	a	i	a	t	k	l	e	a	r
o	x	m	p	l	j	g	o	o	d	m	n	t	m



The number 14

Choose one colour to show 14 using the ten frames.

Hint: think how many tens and how many ones make up 14.

Before and after:

What numbers come before and after fourteen?

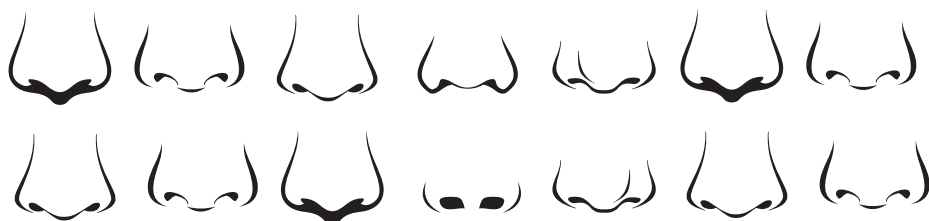


Grade 2

Week 16

Divide 14 noses in half by circling 2 groups with the same amount of noses in each group. How many are in each group?

$$\underline{\quad\quad} + \underline{\quad\quad} = 14$$



Reading

Read this rhyme and complete the picture by drawing your 5 senses.



My face

Two pretty eyes peep high and low,
 And my soft little neck turns to and fro.
 My tongue sticks out, flicks up and down.
 My eyebrows pucker in a frown.
 My cheeks are like a red, red rose,
 And look, in the middle is my nose!

Grade 2

Week 16

Find the rhyming word of:

- a) nose = _____
 b) low = _____
 c) down = _____

2. Write your own rhyming words.

- d) top = _____
 e) mug = _____



Ordinal numbers

first



second



third



fourth



fifth



sixth



seventh



eighth



ninth



tenth



What is the position of each picture?



is: First



is: _____



is: _____



is: _____



is: _____



is: _____



is: _____



is: _____



is: _____



is: _____

Grade 2

Week 16



Place Value

Place value – break the numbers down into hundreds, tens and units.

Example: 134 = 1 H + 3T + 4 U

= 1 group of 100 and 3 groups of 10 and 4 loose units

331 = _____ H + _____ T + _____ U

_____ groups of 100 + _____ groups of 10 + _____ group of units

254 = _____ H + _____ T + _____ U

_____ groups of 100 + _____ groups of 10 + _____ groups of units

127 = _____ H + _____ T + _____ U

_____ group of 100 + _____ groups of 10 + _____ groups of units

154 = _____ H + _____ T + _____ U

_____ group of 100 + _____ groups of 10 + _____ groups of units

236 = _____ H + _____ T + _____ U

_____ groups of 100 + _____ groups of 10 + _____ groups of units



Question words

What

When

Who

Where

Why

Choose the word above that fits best.

1. _____ are you going?
2. _____ is your best friend?
3. _____ time do you get up?
4. _____ is your birthday?
5. _____ are you sad?
6. _____ do you live?
7. _____ is your favourite food?

Grade 2

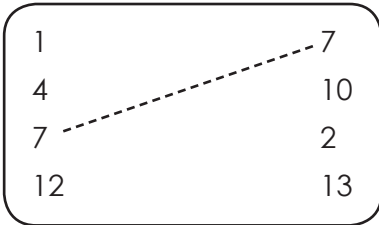
Week 16



Bonds of 14

Join the bonds

Join up the number bonds that add up to make 14.



Circle the bonds

Put a circle around all the pairs of numbers that total 14.

10	7	3	11	6	8
7	4	8	6	9	5
5	1	13	2	10	3
11	4	6	12	1	13
5	3	10	8	8	4
9	2	14	0	10	6



Syllables

Read the spelling words in the box below. Write each word under the correct heading.

One (1) Syllable words

1. _____

2. _____

3. _____

4. _____

5. _____

6. _____

7. _____

Two (2) Syllable words

8. _____

9. _____

10. _____

11. _____

Spelling words

music

smell

good

into

flower

taste

vision

hear

hear

look

listen

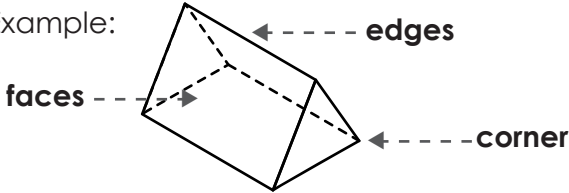


Geometry

3 – D Shapes

For each shape write down the number of faces, edges and corners.

Example:



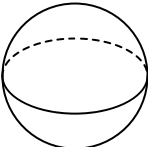
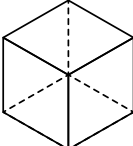
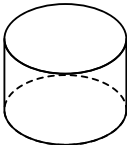
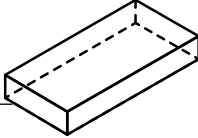
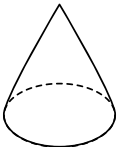
See hard copy label face, edges and corners.

A triangular prism has

Faces: 5

Edges: 9

Corners: 6

Shape	Properties
Name of shape: _____ 	Faces: _____ Edges: _____ Corners: _____
Name of shape: _____ 	Faces: _____ Edges: _____ Corners: _____
Name of shape: _____ 	Faces: _____ Edges: _____ Corners: _____
Name of shape: _____ 	Faces: _____ Edges: _____ Corners: _____
Name of shape: _____ 	Faces: _____ Edges: _____ Corners: _____



Writing

Re-arrange words to form a proper sentence. Remember capital letters and full stops

Example: 1. brother a my red has car
= My brother has a red car.

2. john name his is

3. late today be will I

4. five old years is she

5. play I guitar to like

6. do it I can


7. cute is very she




Ordinal numbers

Colour the objects according to the given positions.

1. Colour the **eleventh, thirteenth** and **fourteenth** flowers.




2. Colour the **sixteenth, nineteenth** and **twentieth** eyes.



3. Colour the **twelfth, fifteenth** and **seventeenth** noses.



4. Colour the **thirteenth, eighteenth** and **twentieth** hands.



5. Colour the **fifteenth, seventeenth** and **nineteenth** tongues



Vowels = (a, e, i, o, u)

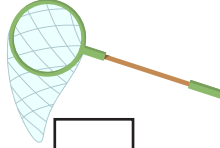
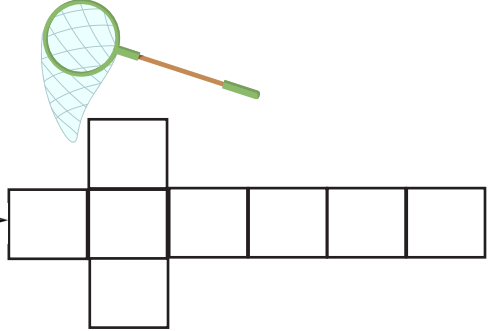

net
pig

mop
rug

sun
ant




fish
pencil

hand
frog



Grade 2

Week 16



Measurement

Months of the year

Re- arrange the months of the year.

1. _____

2. _____

3. _____

4. _____

5. _____

6. _____

7. _____

8. _____

9. _____

10. _____

11. _____

12. _____

March

September

June

July

April

October

August

January

December

November

May

February



Creative writing

My senses

Write five senses sentences with the pictures below.

Example:



I smell a rose with my nose.



see

Grade 2



hear

Week 16



taste



touch



Success begins with education

Parents will be able to visit the website and watch daily videos or they can subscribe to our Zoshy Telegram channel to receive daily videos. One can also download the PDF version of the book on the website. Also watch our daily show on Active Kids to watch your favourite lessons.



<https://t.me/zoshyonline>



For extra perks!

How does it work?




Easy peasy steps to follow

Register at zoshy

You can save your favourite lessons and find them easier



- Step 1: Find us at www.zoshy.online or scan the QR code
- Step 2: Find your grade and select the year
- Step 3: Choose your language
- Step 4: Choose the week you want to learn out of
- Step 5: Choose lessons from what lessons there are
- Step 6: Download booklet if you do not have it
- Step 7: Watch and follow the teacher as she explains what to do in the book
- Step 8: Follow us on Facebook (Zoshy & Active Kids) to never miss a video
- Step 9: Subscribe to our Zoshy Telegram channel if you want to receive daily updates



www.zoshy.online

In collaboration with the Ministry of Education, Arts and Culture

PRINT

1 Turn the booklet to landscape.

2 Take a ruler & tear the booklet at the top long fold.

3 Fold the booklet in half.

4 The learning journey can start.

STEPS HOW TO TEAR & USE THE BOOKLET





GET TO KNOW YOUR TEACHERS!



Mrs. Jacobina Popyeni Hamata

Principal at Eros Primary School and Teacher coordinator of the Education Project at NMH.

The Booklet Project does not only benefit the Namibian child, but it enables the whole society - parents, teachers, all education stakeholders and community leaders - to play a role in the provision of education. Gratitude to all the partners for making a difference in the lives of our children and the future of our country.

Get to know more about another language!

Word of the week: **read**

Oshikwanyama

lesha

Khoekhoegowab

khomai

Thimbukushu

kutoya

Deutsch

lessen

Oshindonga

lesha

Rukwangali

kuresa

Silози

kubala

Otjiherero

resa

Rumanyo

varura

Afrikaans

lees

Take part in our competition of the week!

You stand a chance to

WIN N\$ 100

Send a video of you reading a story in the book and tell us what you enjoy about reading. Whatsapp your answer with the following:

+264 81 850 3609

Name & Surname, Grade, School and your video.

