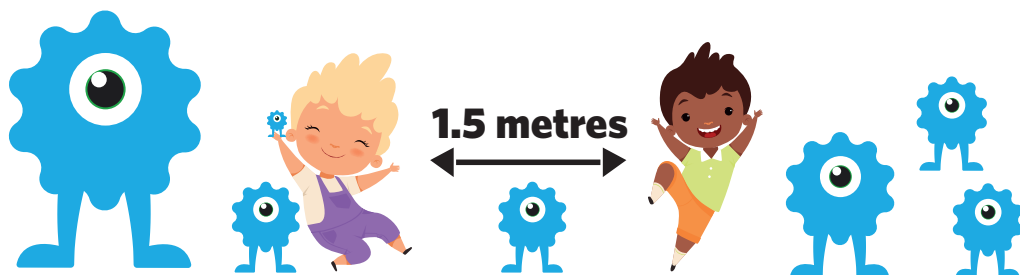



Grade 1: Week 17 & 18 / Ntambondunge 1: Shivike 17 na 18



English / Rumanyo

My friends & Being safe/ Vaholi vande naghukali nawa



These numbers indicate which day you can complete each worksheet! But if you want to, you can work ahead and do the rest as well.

This publication is a collaboration between the Ministry of Education, Arts and Culture and Namibia Media Holdings. This publication is sponsored by the Ministry.

Copyright © Ministry of Education, Arts and Culture. All parts of this publication cannot be reproduced, stored in a retrieval system or transmitted in any form or by any means, electronic, mechanical, photocopying, recording or otherwise without prior permission of the Ministry of Education, Arts and Culture or the Publisher.

Production by: Namibia Media Holdings  **NAMIBIA MEDIA HOLDINGS**

Printing: Newsprint Namibia  **newsprint** NAMIBIA



Sight words / Nkangomonayiko

Read:

no

go

can

help

Trace it:

no no no

go go go

can can

help help

Write it:

Varura:

hawe

yenda

kuvura

kuvatera

Dekera:

hawe

yenda

kuvura

kuvatera

Tjanga:

Search the vocabulary words.

c	a	n	g	o
h	h	e	l	p
e	c	g	o	n
l	a	n	o	o
p	n	y	w	e

Shana nkango monayiko
mushimbangu.

k	a	n	g	y	o	f	k
p	h	a	w	e	t	y	u
h	e	b	u	n	k	h	v
k	r	n	y	d	l	u	u
o	f	e	f	a	m	s	r
k	u	v	a	t	e	r	a



Sight words / Nkangomonayiko

Read: good bad caring friends

Trace it:

Write it:

good

bad

caring

friends

Varura: ghuwa ghudona kupakera mbiri vaholi

Dekera:

Tjanga:

ghuwa

ghudona

kupakera mbiri

vaholi

Unscramble the letters:

gincar

dogo

dba

ndsfrie

Tjanga nawa ndanda ghuruwane nkango.

parakeku rimbi

waghu

doghuna

hovali



Number 17 / Nomora 17

1

Colour in / Kwita ndombwe



Make 17 dots on the dice /
Ruwana vindomo 17 muvimbangu



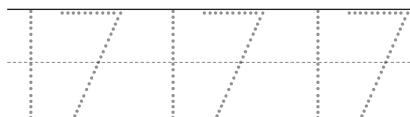
Clircle the word seventeen /
Dingilika nkango ronantambiri

seventeen/ronantambiri

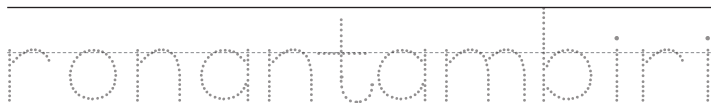
sixteen/ronantayimwe

fifteen/ronatano


Trace / Dekera



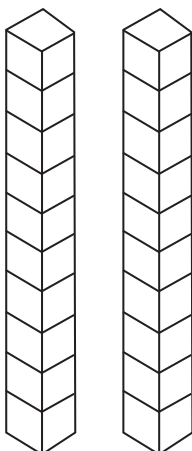
Write / Tjanga



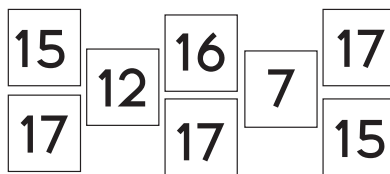
Colour in 17 triangles /
Kwita ndimbwe
vikovhutatu 17



Colour in 17 blocks /
Kwita ndombwe
vimbangu 17



Colour in the number 17 /
Kwitandombwe nomora 17



Before and after 17 /
Kuruku nakumeho



Shivike 17

Ntambundunge 1



Phonics

Replace beginning sounds to form new words:



cat

..... at

..... at



van

..... an

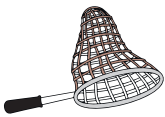
..... an



map

..... ap

..... ap



net

..... et

..... et




big

big

..... ig

..... ig



cot

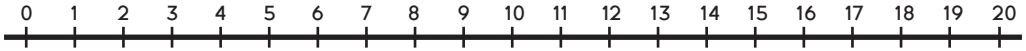
..... ot

..... ot

Number bonds / Lituro kumwe lyanomora

Use the number line to help you solve the number bonds. /

Ruwanita mutunda wanomora ghukuvatere mukukoshonona lituro kumwe lyanomora.



<div>15</div> <div>6</div> <div></div>	<div>17</div> <div></div> <div>6</div>	<div>11</div> <div>3</div> <div></div>	<div>18</div> <div></div> <div>12</div>
<div></div> <div>17</div> <div>3</div>	<div>14</div> <div>10</div> <div></div>	<div></div> <div>9</div> <div>8</div>	<div>12</div> <div></div> <div>5</div>
<div>12</div> <div>4</div> <div></div>	<div>19</div> <div></div> <div>7</div>	<div>20</div> <div></div> <div>11</div>	<div>13</div> <div>6</div> <div></div>
<div>16</div> <div>12</div> <div></div>	<div>18</div> <div>5</div> <div></div>	<div>12</div> <div></div> <div>1</div>	<div>10</div> <div></div> <div>5</div>
<div>11</div> <div>2</div> <div></div>	<div>15</div> <div></div> <div>4</div>	<div>17</div> <div>12</div> <div></div>	<div>19</div> <div></div> <div>15</div>

Shivike 17

Ntambundunge 1



Problem Solving / kumaghura maghudito

1. I have 9 apples. I eat 6 apples. How many apples are left? / Ame kuna kara naapura 9. Ame mbyo nali po apura 6. Apura ngashi dina hupopo?



$$\boxed{} - \boxed{} = \boxed{}$$

2. Sally has 8c. Tyger has 3c. What is the difference? / Shihako ana kara na 8c. Pera ana kara na 3c. Navingashi vinakushuvu vimaliva vyavo?



$$\boxed{} - \boxed{} = \boxed{}$$

3. There are 10 chickens. 5 chicken ran away. How many chickens are left? / Kuna kara nkuku 10. Nkuku 5 dina duka po. Nkuku ngashi dina hupopo?



$$\boxed{} - \boxed{} = \boxed{}$$

4. I see 7 people. 5 people walked away. How many people are left? / Ame kuna kumona vantu 7. Vantu 5 vana tundu po. Vantu vangashi vana hupopo?



$$\boxed{} - \boxed{} = \boxed{}$$

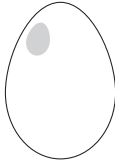
Revise Phonics

Sounds: b,c,m, d,e,f,t,g,h.

Fill in the beginning sound of the word:



.....



.....



.....



.....



.....



.....


Fill in the last sound of the word:



.....



.....



.....



.....



Syllables / Dimushagharo


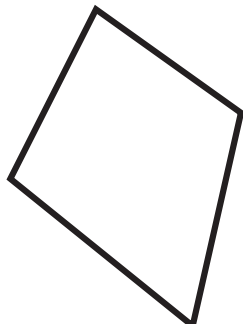





Clap the syllables. Use the code to colour the pictures. /
Kanda dimushagharo. Ruwanita vikwitito kuntji ghukwite mafano
kutwara kudimushagharo.

1 clap/kukanda 1

2 clap/kukanda 2

3 claps/kukanda 3

3 claps/kukanda 3



Shivike 17

Ntambundunge 1



Data Handling / Garafika

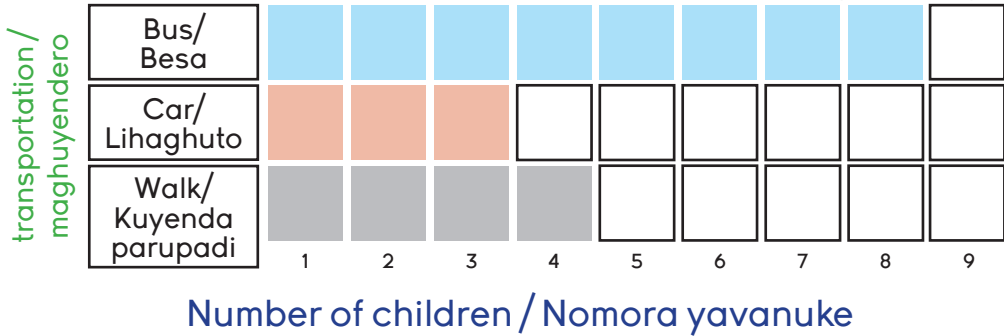
How do you get to school? / Weni wayendanga kushure?

Use the bar graph to answer the questions. /

Ruwanita garafika yavimbangu ghulimbure mapuro.



Getting to school / Kuyenda kushure



1. How many children take the bus to school? / Vanuke vangashi vayendango nabesa?

.....

2. How many children walk to school? / Vanuke vangashi vayendango parupadi kushure?

.....

3. How many more children take the bus than a car? / Ghungi wavanuke vangashi vayendango nabesa kushure kupitakana nalihaghuto?

.....

4. How many children take the bus and drive in a car in total? / Vanuke vangashi vayendango nabesa nalihaghuto kushure navantje kumwe?

.....

5. Which transportation method do children take the most? / Ghuyendero munke vayenderanga shingi shavanuke?

.....

6. Which transportation method do children take the least? / Ghuyendero munke vayenderanga vanuke vavasheshu?


.....



Vishwishongofanikito: vishwi vyaviviri 2D

Manita


Faneka nakukwita
ndombwe



Shishwi sha 2D oshino ne

Shasho kwakara nahuke.

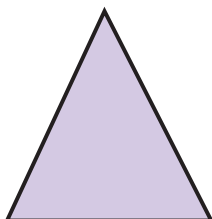
Shasho kwakara navikondo.



Shishwi sha 2D oshino ne

Shasho kwakara nahuke.

Shasho kwakara navikondo.



Shishwi sha 2D oshino ne

Shasho kwakara nahuke.

Shasho kwakara navikondo.



Shishwi sha 2D oshino ne

Shasho kwakara nahuke.

Shasho kwakara navikondo.

Shivike 17

Ntambundunge 1



Length / Unaure

Use your hand spans to measure the following: /
Ruwanita nyara ghumete ovino vina kukwamoko:




table / ntishe -


.....

chair / shipuna -

.....

book / mbapira -

.....



Use your footsteps to measure the following: /
Ruwanita mpadi ghumete ovino vina kukwamoko:



car / lihaghuto -

.....

one side of your room /
ruha rumwe rwandjugho yoye-

.....

gate / heka -

.....



Reading comprehension/ Kuvarura nalikwatoghano

Read the short passage and answer the questions.

My Friend

My friend's name is Ben. Ben is a great friend. He is five years old. Ben plays soccer. We have so much fun together!

1. What is my friend's name?

2. How old is he?

3. What does he play?

Varura shitimwitira shashifupi nakulimbura mapuro:

Muholi wande

Lidina lyamuholi wande ne Tame. Tame muholi wamuwa shiri. Ghuye mwaka dendi 5. Tame kudana bara yakutanga. Atwe kudanaghuka kumwe!

1. Are lidina lyamuholi wande?

2. Ngashi mwaka dendi?

3. Vinke adananga?



Is the following a statement or a question? /
Tjanga ashí ovino vina kukwamoko ne ntanto ndi lipuro.



Read the sentences and say whether its a question or a statement.
Put a cross next to 'S' if its a statement and a cross next to 'Q' if its a question.

Varura ndjira nakutanta ashí yayo lipuro ndi ntanto. Tura (X) pepi na 'N' ntjeneshi yayo ntanto ntani tura (X) pepi na 'L' ntjeneshi lipuro.

1. How many windows do you see /
Makende mangashi ghuna kumona
.....
2. The ghost is white in colour /
Ghurumba waghukenu
.....
3. The moon is shining bright /
Kakwedi kuna kutwera shiri
.....
4. Do you see the flying bats /
Kuna kumona tupukupuku tunakutuko ndi
.....
5. The tree is behind the house /
Shitondo kuna kara kuruku rwardjugho
.....
6. Can you see any leaves on the tree /
Kuna kumonako mahako kushitondo ndi
.....
7. The house looks very spooky /
Oyi ndjugho kutjilila shiri
.....

S/N	<input type="checkbox"/>	Q/L	<input type="checkbox"/>
S/N	<input type="checkbox"/>	Q/L	<input type="checkbox"/>
S/N	<input type="checkbox"/>	Q/L	<input type="checkbox"/>
S/N	<input type="checkbox"/>	Q/L	<input type="checkbox"/>
S/N	<input type="checkbox"/>	Q/L	<input type="checkbox"/>
S/N	<input type="checkbox"/>	Q/L	<input type="checkbox"/>


Shivike 17

Ntambundunge 1

Now go back and punctuate each of the sentences.
Add a '?' for all the questions and a '.' for all the statements. /
Vyuka ghukature viyivito varuro mukehe ndjira.
Tura ko '?' ntjeneshi lipuro ntani tura ko '.' Ntjeneshi ntanto.



Complete the train sum. /
Manita lihina lyavivarero.




Start here /
Varekera kuno

2

+2

+1



double /
viripita

halve /
kahepita

double /
viripita

halve /
kahepita

+1

end here /
shayera mpopano



Being safe / Kukara nawa

Vocabulary / Ghushwinkango

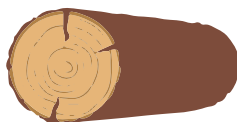
Read the vocabulary words. / Varura maghushwinkango.



wolf / mbwawa



basket / shikumba



wood / lighowa



path / ndjira

Fill in the missing letters

_____ol_____

b_____sk_____t

w_____d

p_____th

n_____s_____

Yudamo ndanda dina piromo

Mb_____aw_____

S_____ik_____m_____a

Li_____h_____wa

Nd_____ir_____

Search the vocabulary words.

b	a	s	k	e	t
i	k	w	o	o	d
p	a	t	h	m	o
s	w	o	l	f	r

Shana maghushwinkango
mushimbangu

m	a	n	d	j	i	r	a
i	l	i	g	h	o	w	a
m	b	w	a	w	a	p	c
s	h	i	k	u	m	b	a




Odd and even numbers / Nomoradiroshetakano nanomorashetakano

Colour the appels with odd numbers **red.**

Colour the appels with even numbers **green.**

Kwita ndombwe yayigehe apura dina karo nanomoradiroshetakano.
Kwita ndombwe yashinamahako apura dina karo nanomorashetakano.



Sight words

Read:

he

she

I

am

Trace it:

Write it:

he he

she she

I I

am am

Shivike 18

Ntambundunge 1

Find and circle the sight words:

at

I

he

she

my

is

am

the

on



Number bonds / Lituro kumwe lyanomora



Fill in the missing numbers to make 10. /
Yudamo nomora dina piromo ghuruwane 10.

$7 + \underline{\quad} = 10$ $9 + \underline{\quad} = 10$ $4 + \underline{\quad} = 10$

$8 + \underline{\quad} = 10$ $5 + \underline{\quad} = 10$ $10 + \underline{\quad} = 10$

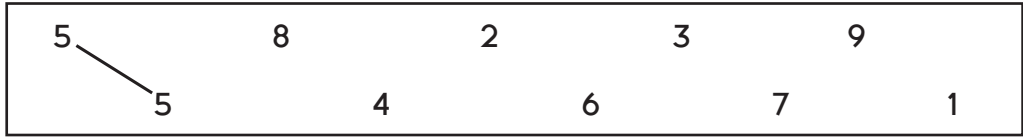
Shivike 18

Ntambundunge 1

Fill in the missing facts. / Yuda mavango ghamuporongwa.
10 is 1 more than / 10 ghungi na 1 ku 9

10 is _____ more than 7 10 ghungi na _____ ku 7	10 is _____ more than 8 10 ghungi na _____ ku 8
10 is _____ more than 5 10 ghungi na _____ ku 5	10 is _____ more than 6 10 ghungi na _____ ku 6
10 is _____ more than 3 10 ghungi na _____ ku 3	10 is _____ more than 4 10 ghungi na _____ ku 4
10 is _____ more than 1 10 ghungi na _____ ku 1	10 is _____ more than 2 10 ghungi na _____ ku 2

Join up the pair of numbers that add up to 10. /
Gwanikilita nomora dakukupa 10.

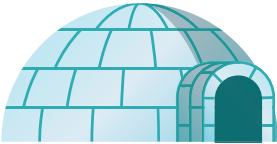


Revise Phonics

Trace



Circle the i's in the sentence.



Ida eats ice cream in an igloo.

Draw a line from the circle to the images that begin with the letter i




iron



ice




ink




pig

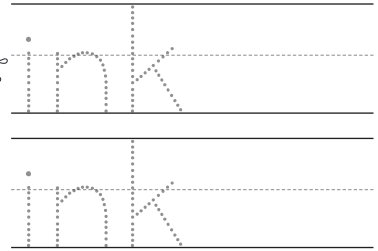
Trace






Trace and read the word.



ink




Colour the pictures that start with the letter 'i':
Insert of pics of : ice cream, igloo, insect, ink and jet.



Number 18 / Nomora 18

2

Colour in / Kwita ndombwe



Make 18 dots on the dice / Ruwana vindomo 18 muvimbangu

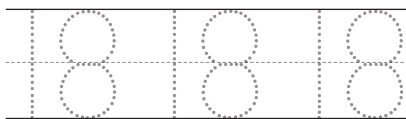


Clircle the word seventeen / Dingilika nkango ronantantatu


eighteen/ronantantatu
fourteen/ronane
fifteen/ronatano
sixteen/ronantayimwe
nineteen/ronantane

Trace / Dekera

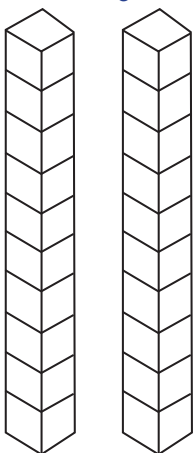
Write / Tjanga




Colour in 18 triangles /
Kwita ndombwe
maghuta 18



Colour in 18 blocks /
Kwita ndombwe
vimbangu 18



Colour in the number 18 /
kwita ndombwe nomora 18



Before and after 18 /
Kuruku nakumeho



Phonics

Trace



Circle the j's in the sentence.



Jack jogs with
jewelry in his
jacket.

Draw a line from the circle to the
images that begin with the letter 'j':



jug



jeep

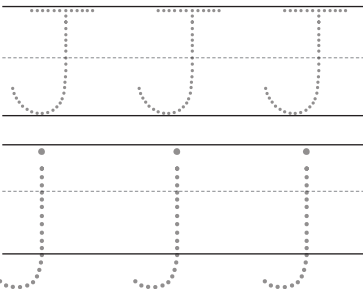


jelly



cat

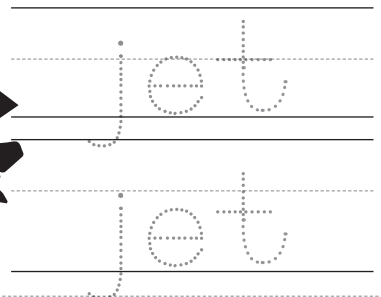
Trace



Trace and read the word.



jet




Colour the pictures that start with the letter 'j':




Mass: Balance and compare / Mukumo: Kushetakanita

Colour the objects that are heavy. / Kwita ndombwe vininke vyaghudito.



Colour the objects that are light. / Kwita ndombwe vininke vyaghureru.



Days of the week / Mayuva ghamushivike

Read and write the days of the week: / Varura nakutjanga mayuva ghamushivike:

Sunday / Shundaha

Monday / Mandaha

Tuesday / Uviri

Wednesday / Utatu

Thursday / Une

Friday / Utano

Saturday / Mapeghu

1. What day is:

a) before Monday?

b) after Friday?

c) before Wednesday?

2. Count the letters in:

a) Tuesday:

b) Thursday:

c) Saturday:

1. Liyuva munke Iya:

a. Kumeho yaMandaha?

b. kuruku rwaUtano?

c. kumeho yaUtatu?

2. Vara ndanda mu:

a. Uviri:

b. Une:

c. Mapeghu:



Read the words in each pot.
Circle the words that rhyme:

ran

let can rub

bin fan pan dot

man fat tan

ton rut

log

bog hug hog

met dog jog pat

bit mop smog

bit fog

ted

bed wed run

hen cat jot led

fed tip wig

rug jog

pit

bug wit hit

bit pen jet

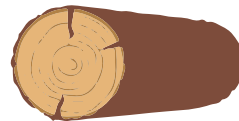


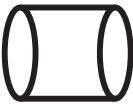
bat sit lap

run fit



3D shapes / Vishwi vyavitatu 3D

Match the shape with the correct objects. /
Gwanikilkita vishwi nashininke shaghushiri namutunda.




Plurals / Pashingi

Write the plural forms of the given nouns. /
Tjanga nkangodina dino pashingi.




cat/mbishi



lamp/ramba



pen/shitjangito



chair/shipuna



girl/mukadona




sock/shikoghushe



tree/shitondo



table/ntishe



kettle/shiketifa



bottle/shindini



Question words:
Who, What and Where /
Nkango dakupulita: Are, Vinke naKuni.

Who? What? Where?

Molly went to a shop. She bought some clothes for herself.
The shop was in a mall.

Who went to the shop?

a) Molly b) Sam c) Mom

What did she buy?

a) car b) clothes c) snow

Where was the shop?

a) mall b) beach c) street

Are? Vinke? Kuni?

Moli kunayendi kushitora. Ghuye kuna kaghura vyuma vyendi.

Are ana yendo kushitora?

a) Moli b) Sema c) Nane

Vinke ana kaghura?

a) shihaghuto b) vyuma c) ndaghu

Kuni shakara shitora?

a) kuliharango b) paliyenga c) mushitaghura

Shivike 18

Ntambundunge 1

Write questions using the following words:/ Tjanga mapuro mukuruwanita
nkango dino dina:

What:/ Vinke:

Where:/ Kuni:



Problem Solving / Kumahura maghudito

1. There are 10 pies. The wolf ate 7 pies. How many pies are left? / Kuna kara dimungome 10. Mbwawa anali po dimungome 7. Dimungome ngashi dina hupopo?

.....

.....

2. I have 7 pens. Mother gives me 3 more pens. How many pens do I have altogether? / Ame kuna kara navitjangito 7. Nane mbyo ana mpa nka vitjangito 3. Vitjangito vingashi nakara navyo navintje kumwe?

.....

.....

3. There are 8 birds sitting on a wire. 4 birds fly away. How many birds are left? / Vidira 8 kuna tembere pandarate. Vidira 4 vina tuka po. Vidira vingashi vina hupopo?

.....

.....

4. Pam has 5 marbles. She win 3 more marbles. How many marbles does Pam have altogether? / Kakuru kuna kara nabara

5. Ghuye mbyo ana venene nka bara 3. Bara ngashi ana kara nado Kakuru nadintje kumwe?

.....

.....

Success begins with education

Parents will be able to visit the website and watch daily videos or they can subscribe to our Zoshy Telegram channel to receive daily videos. One can also download the PDF version of the book on the website. Also watch our daily show on Active Kids to watch your favourite lessons.



<https://t.me/zoshyonline>

How does it work?



Easy peasy steps to follow

Register at zoshy

You can save your favourite lessons and find them easier

For extra perks!



ONLINE

Step 1: Find us at www.zoshy.online or scan the QR code

Step 2: Find your grade and select the year

Step 3: Choose your language

Step 4: Choose the week you want to learn out of

Step 5: Choose lessons from what lessons there are

Step 6: Download booklet if you do not have it

Step 7: Watch and follow the teacher as she explains what to do in the book

Step 8: Follow us on Facebook (Zoshy & Active Kids) to never miss a video

Step 9: Subscribe to our Zoshy Telegram channel if you want to receive daily updates



www.zoshy.online

In collaboration with the Ministry of Education, Arts and Culture

PRINT

1

Turn the booklet to landscape.



2

Take a ruler & tear the booklet at the top long fold.



3

Fold the booklet in half.



4

The learning journey can start.



STEPS
HOW TO TEAR & USE
THE BOOKLET



Capricorn Foundation



Weni omo ghuvura KURARA LIPENDA

popera vaghunoye,
kupopere naghumoye



MAPENDA NAGHANTJE

KUDWATA

