

Graad 2: Week 17 and 18



Afrikaans

Winter



Ministry of Education,
Arts and Culture

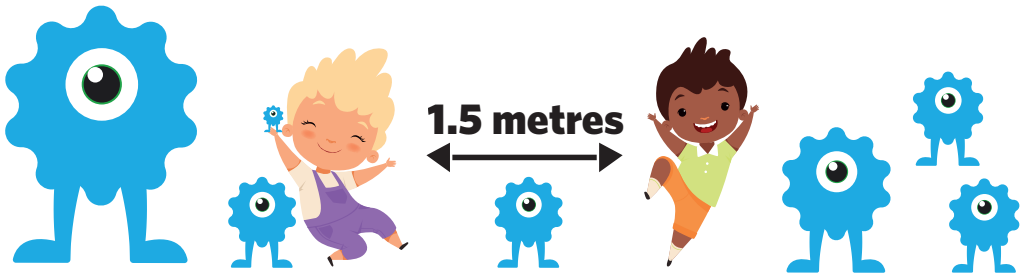


NAMIBIAN
COMMUNITY TRUST



for every child





These numbers indicate which day you can complete each worksheet! But if you want to, you can work ahead and do the rest as well.

This publication is a collaboration between the Ministry of Education, Arts and Culture and Namibia Media Holdings. This publication is sponsored by the Ministry.

Copyright © Ministry of Education, Arts and Culture. All parts of this publication cannot be reproduced, stored in a retrieval system or transmitted in any form or by any means, electronic, mechanical, photocopying, recording or otherwise without prior permission of the Ministry of Education, Arts and Culture or the Publisher.

Production by: Namibia Media Holdings  **NAMIBIA MEDIA HOLDINGS**

Printing: Newsprint Namibia  **newsprint**



The Ministry of Education, Arts and Culture
www.moe.gov.na



Woordeskat en Sigwoorde

Lees en skryf die woorde op die lyne oor.

klimaat

verandering

droog

koud

goed

bruin

onder

boom


alleen



Lees

Lees die storie en antwoord die vrae.

Winter



Die eensame boom

Het jy die arme eensame boom gesien, wat heel alleen staan in die winter? Geen blare om hom warm te hou as die koue winde waai nie. Die eensame boom het net sy takke, dit is koud en stil.

Het jy die arme eensame boom gesien, wat alleen staan in die winter? Geen voëls wat sing of fluit, niemand om met hom te gesels nie. Die arme eensame boom staan heel alleen.

Het jy geweet die arme eensame boom sal nie vir lank alleen wees nie. Die eensame boom rus net 'n bietjie. In die winter maande slaap die bome. Die boom wag vir lente, dan gaan hy nie meer alleen wees nie.


1. Die storie gaan oor die _____
2. Watse seisoen is dit? _____
3. Wat hou die boom warm? _____
4. In watse seisoen gaan die boom weer wakker word? _____
5. Wat is jou gunsteling seisoen? _____



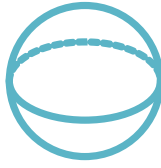
Meetkunde

3 D


Kleur alle 3-D vorms in volgens die kleur wat aangedui word onder elke vorm.



keël
(pers)



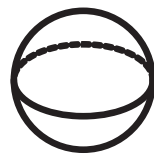
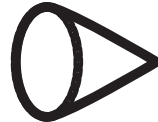
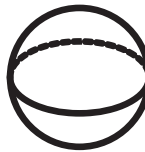
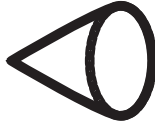
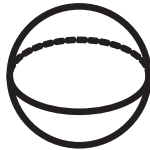
sfeer
(blou)



kubus
(groen)



silinder
(oranje)



Hoeveel?

- keëls: _____
- kubusse: _____
- sfeer: _____
- silinders: _____

Gradd 2

Week 17

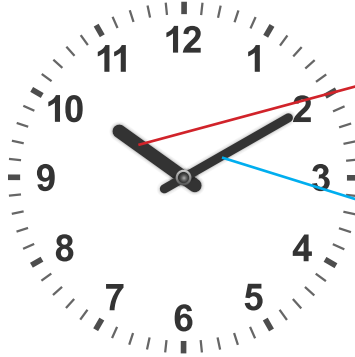


Tyd

Dele van 'n horlosie

Die **minute hand** is lank

Die **uur hand** is kort




Uur hand


Minute hand

Wat is die tyd?


Onthou: Die minute hand is lank en die uur hand is kort.




twee uur



half drie



nege uur



half tien



Tyd

1. Lees die tyd op die horlosie en skryf die tyd in.



Half tien



Vyf uur










Graad 2

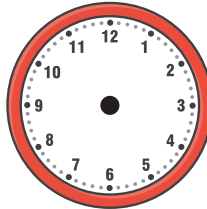
Week 17

2. Teken die hande op die horlosie om die tyd aan te dui.


Onthou die minute hand is lank en die uur hand is kort.



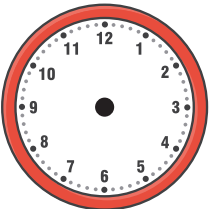
Elf uur



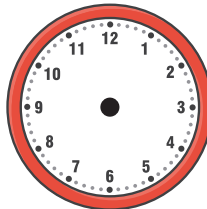
Half vyf




Half ses



Half een



Twaalf uur




Half drie



Phonics

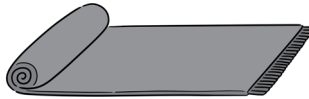
Fill in the missing ending sound.



sa

pu

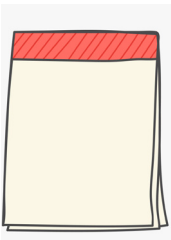
cu



co

ma

pe



pa

ho

ha

Grade 2

Week 17

Voorvoegsels

Kies die woorde onder om die sinne te voltooi.

1. Die kat is _____ die boks.



2. Die kat is _____ die bokse.



3. Die kat is _____ die boks.



4. Die kat is _____ die boks.



5. Die kat is _____ die boks.



6. Die kat is _____ die boks.



tussen

agter

op

onder

voor

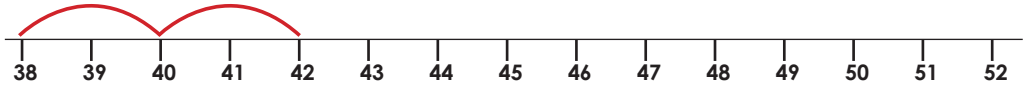
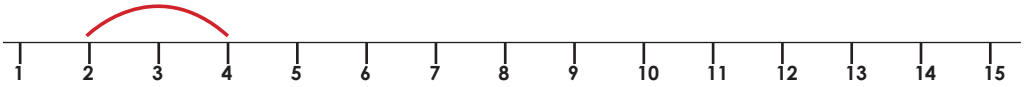
in



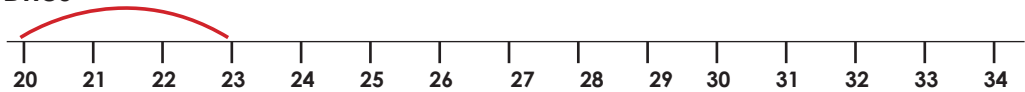
Spring telling

Teken die spronge om die spring telling te wys:

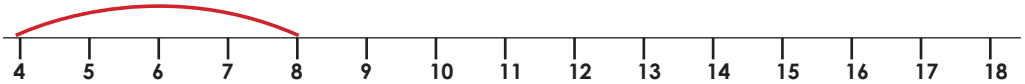
Twees



Dries



Viers



Gradd 2

Week 17



Begin klanke

1. Skryf die begin klank vir elke word.



	o	p
--	---	---



	a	r
--	---	---



	a	t
--	---	---



	o	n
--	---	---



	o	t
--	---	---



	o	m
--	---	---



	a	n
--	---	---



	o	k
--	---	---



	a	l
--	---	---



	o	t
--	---	---



	a	k
--	---	---



	a	t
--	---	---

2. Skryf jou eie woorde wat begin met:

• t = _____

• w = _____

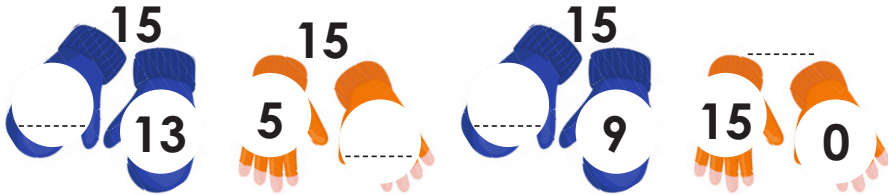
• v = _____

• h = _____



Bondels van 15

Voeg nog 'n getal by om dit 15 te maak.



Gradd 2







Week 17



Tel agteruit

1	2	3	4	5	6	7	8	9	10
11	12	13	14	15	16	17	18	19	20
21	22	23	24	25	26	27	28	29	30
31	32	33	34	35	36	37	38	39	40
41	42	43	44	45	46	47	48	49	50
51	52	53	54	55	56	57	58	59	60
61	62	63	64	65	66	67	68	69	70
71	72	73	74	75	76	77	78	79	80
81	82	83	84	85	86	87	88	89	90
91	92	93	94	95	96	97	98	99	100

Gebruik die getalle hier bo. Tel agteruit en skryf die ontbrekende getalle in.

- 65  59
- 26  20
- 45  39
- 89  83
- 73  67
- 100  94



Winter klere

Skommel die woorde reg en vind hulle in die woordraaisel.

h	a	n	d	s	k	o	e	n	e	e	s
s	w	s	o	k	k	i	e	s	a	m	i
e	t	h	i	h	k	q	j	s	x	u	e
r	r	o	s	t	e	w	e	l	s	s	e
p	u	e	l	a	l	d	g	t	c	t	a
j	i	d	f	z	t	r	u	i	b	e	t
a	l	a	n	g	b	r	o	e	k	n	u
s	c	d	s	h	t	l	s	l	p	s	k

jas



□□□

trui



□□□□

hand
skoene



□□□□□□□□□□

sok
kies



□□□□□□□□

serp



□□□□

hoed



□□□□

ste
wels



□□□□□□□□

lang
broek



□□□□□□□□□□

mus



□□□

Graad 2

Week 17



Probleem oplossing

Los die volgende probleme op.

- a) Ma moet tee maak vir 20 mense. Sy het net 11 koppies.
Hoeveel koppies het sy nog nodig?



- b) Pa het 17 skape. Hy slag 5 skape. Peter koop 7 skape by hom.
Hoeveel skape het Pa oor?



- c) Ek het 7 serpe. Susan het 10. Bob het 2.
Hoeveel meer serpe het Susan en Bob as ek ?



- d) Hoeveel moue het 8 jasse?



- e) Ek dra 'n paar sokkies elke dag. Hoeveel sokkies dra ek in 5 dae?



Omgee vir vriende

Sigwoorde

asseblief
goed
gaan
ja
hulle

Woordeskat

vriend
vriendskap
omgee
liefde

Teken die woorde na op die lyne.

liefde = liefde

omgee = omgee

vriendskap = vriendskap

Soek die sigwoorde in die raaisel

n	w	h	r	e	w	a	s	d	g
g	h	u	l	l	e	n	g	f	o
j	a	g	h	h	l	j	e	h	e
a	s	s	e	b	l	i	e	f	d
m	y	d	g	c	h	t	c	k	h
h	l	s	g	a	a	n	z	l	b
n	o	w	x	z	d	e	g	m	d



Omgee vir vriende

Lees



Lees saam met Sam

Ek sit in die lees hoekie en lees my boeke. Sam kom en sit langs my. Sam is ook in my klas. Sam vra my of hy saam met my kan lees. Ek deel die boek met Sam. Ons lees die boek saam. Ons lees die woorde en kyk na die prente. Ons help mekaar om die woorde te lees. Ons geniet die storie in die boek, en lag lekker saam. Dit is lekker om saam met iemand te lees. Ek het 'n nuwe vriend vandag gemaak. Ek het 'n vriend gemaak omdat ek my boek gedeel het en hom gehelp het om te lees.

1. Wat is die vriend se naam?

2. Wat doen hulle saam?

3. Tel hoeveel keer jy hierdie woorde in die storie lees.

die = _____

lees = _____

vriend = _____



Vermenigvuldiging


2x tafel


2, __, __, __, __, __, __, __, __, 20

$2+2+2=$ of  $3 \times 2 =$

$2+2+2+2=$ of  $4 \times 2 =$

$2+2+2+2+2=$ of  $5 \times 2 =$

$2+2+2+2+2+2=$ of  $6 \times 2 =$

$2+2+2+2+2+2+2=$
of  $7 \times 2 =$

Gradd 2




Week 18



Klanke



Teken op die stippellyn:

Kleur die prentjie in wat met die 'v' klank begin.



Graad 2

Week 18



Skryf woorde wat met die 'v' klank begin

Geld

Jy kan met geld werk!



15c



10c



20c



5c



20c



55c

Voorbeeld: Tom koop 1 ballon, 2 lekkers, en 1 potlood.

- a) **Want kos dit?**
- 1 ballon=15c
 - 2 lekkers= 10c
 - 1 potlood=20c
- Totaal= 15c+10c+20c=45c**

1. Mary koop 2 stokkielekkers, 1 roomys en 'n bal.

Hoeveel geld spandeer sy? _____

2. Peter spandeer al sy verjaarsdag geld op homself. Hy koop 3 stokkielekkers, 5 lekkers, 'n roomys en nog 'n stokkielekker.

Hoeveel geld spandeer hy? _____

3. John koop 1 van elk. Hoeveel gaan dit hom kos? _____

4. Kies enige 3 items wat jy sal koop, skryf dit neer, en werk die koste uit.

Totale koste = _____



Optelling

Voltooi die somme

Voorbeeld: $27 + 30 = 57$

a) $42 + 20 =$

f) $30 + 56 =$

b) $25 + 70 =$

g) $80 + 19 =$

c) $65 + 30 =$

h) $50 + 48 =$

d) $77 + 10 =$

i) $20 + 23 =$

e) $24 + 40 =$

j) $40 + 38 =$

Graad 2

Week 18



Article

The article “**a**” is used before a word which begins with a consonant.

The article “**an**” is used before a word which begins with a vowel.

The article “**the**” is used before the name of a person, place or thing.

Fill in the blanks with an appropriate article:

- | | |
|----------------|-----------------------|
| 1. _____ book | 6. _____ car |
| 2. _____ apple | 7. _____ table |
| 3. _____ bible | 8. _____ brown dog |
| 4. _____ owl | 9. _____ cockroach |
| 5. _____ sun | 10. _____ green house |

Fill in the blanks with a, an or the:

- I bought _____ new dress.
- Paul helped _____ old man in crossing _____ road.
- There is _____ orange on the table.
- I saw _____ dolphin show yesterday.
- _____ planets revolve round _____ sun.
- Today _____ farmer will buy _____ ox and _____ cow.
- Allen is _____ doctor.
- He is _____ best in this subject.
- Don't let your children play in _____ rain.
- John is _____ smart boy.



Grammar: Contractions

Write the correct contraction to finish the sentence.

we'll

don't

can't

I'm

she's

he's

- I want to play with Kay but _____ busy.
(she is)
- Have you seen Kane? I do not know where _____ gone.
(he has)
- _____ going on a trip! I _____ wait to get on the plane.
(I am) (cannot)
- When we finish our homework, _____ go to the park.
(we will)
- I _____ like chocolate, I prefer vanilla.
(do not)

Grade 2







Week 18



Data hantering

Hier is die aantal medaljes wat my 6 beste vriende gewen het.

Sleutel: Elke  verteenwoordig 2 medaljes

Naam	Medaljes gewen deur my vriende
Tom	
Sam	
Ted	
Pam	
Ann	
Dan	

Graad 2

Week 18

- Wie het die meeste medaljes gewen? _____
- Wie het die minste medaljes gewen? _____
- Wie het die minste medaljes gewen tussen Ted en Pam? _____
- Watse 2 vriende het dieselfde aantal medaljes gewen? _____
- Hoeveel medaljes het Sam en Ted gewen? _____
- Hoeveel meer medaljes het Ann as Ted gewen? _____
- Wie kan sê, hy het meer medaljes as Pam gewen? _____



Klanke: "e" klank

Vervang die begin klank om 'n nuwe woord te vorm.

Graad 2

Week 18

	Verander na	Skryf die nuwe woord
vet		
mes		
pes		
hen		

	Verander na	Skryf die nuwe woord
ken		
rem		
let		
lel		

Kies enige twee woorde en skryf jou eie sinne:

Vergelyk getalle

Vergelyk die getalle deur gebruik te maak van:

$>$; $<$ of $=$

$68 \bigcirc 43$

$71 \bigcirc 17$

$23 \bigcirc 60$

$55 \bigcirc 55$

$40 \bigcirc 52$

$21 \bigcirc 21$

$81 \bigcirc 71$

$94 \bigcirc 45$

$13 \bigcirc 73$

$23 \bigcirc 22$

$77 \bigcirc 77$

$6 \bigcirc 16$

Gradd 2

Week 18



Orden en vergelyk

Dink mooi voor jy jou antwoord skryf.

Wat is minder as:

9

12

15

20

Wat is 2 meer as:

10

13

20

18

Wat is 1 meer as:

10

12

16

19

Graad 2

Week 18

Wat is 2 meer as:

5

9

12

16

Wat is 10 meer as:

5

7

9

10

Wat is 10 minder as:

20

24

50

31



Kreatiewe skryfwerk



naam

liefde

loop

speel

vriend

omgee

Gradd 2

Week 18

Gebruik die bostaande woorde en skryf 6 sinne oor jou beste vriend.



Aftrekking

Gebruik die getallelyn om die somme te maak.

0	1	2	3	4	5	6	7	8	9	10	11	12	13	14	15	16	17	18	19	20
---	---	---	---	---	---	---	---	---	---	----	----	----	----	----	----	----	----	----	----	----

1. $13 - 2 =$

7. $19 - 2 =$

2. $15 - 4 =$

8. $20 - 3 =$

3. $12 - 10 =$

9. $15 - 4 =$

4. $14 - 3 =$

10. $12 - 9 =$

5. $15 - 5 =$

11. $10 - 7 =$

6. $16 - 7 =$

12. $16 - 4 =$

Graad 2

Week 18



Success begins with education

Parents will be able to visit the website and watch daily videos or they can subscribe to our Zoshy Telegram channel to receive daily videos. One can also download the PDF version of the book on the website. Also watch our daily show on Active Kids to watch your favourite lessons.



<https://t.me/zoshyonline>



For extra perks!

How does it work?



Easy peasy steps to follow

Register at zoshy

You can save your favourite lessons and find them easier



- Step 1: Find us at www.zoshy.online or scan the QR code
- Step 2: Find your grade and select the year
- Step 3: Choose your language
- Step 4: Choose the week you want to learn out of
- Step 5: Choose lessons from what lessons there are
- Step 6: Download booklet if you do not have it
- Step 7: Watch and follow the teacher as she explains what to do in the book
- Step 8: Follow us on Facebook (Zoshy & Active Kids) to never miss a video
- Step 9: Subscribe to our Zoshy Telegram channel if you want to receive daily updates



www.zoshy.online

In collaboration with the Ministry of Education, Arts and Culture

PRINT

1 Turn the booklet to landscape.

2 Take a ruler & tear the booklet at the top long fold.

3 Fold the booklet in half.

4 The learning journey can start.

STEPS
HOW TO TEAR & USE
THE BOOKLET



Hoe om 'n

HELD TE WEES

Beskerm ander,
beskerm jouself



ALLE HELDE

DRA MASKERS

