


Grade 3: Week 13 & 14

English



Infectious Diseases



Ministry of Education,
Arts and Culture



NAMIBIAN
COMMUNITY TRUST




Capricorn Foundation

unicef 

for every child



ONLINE SCHOOL



1

2

3

4

5

These numbers indicate which day you can complete each worksheet! But if you want to, you can work ahead and do the rest as well.

This publication is a collaboration between the Ministry of Education, Arts and Culture and Namibia Media Holdings. This publication is sponsored by the Ministry.

Copyright © Ministry of Education, Arts and Culture. All parts of this publication cannot be reproduced, stored in a retrieval system or transmitted in any form or by any means, electronic, mechanical, photocopying, recording or otherwise without prior permission of the Ministry of Education, Arts and Culture or the Publisher.

Production by: Namibia Media Holdings **NMH** NAMIBIA MEDIA HOLDINGS

Printing: Newsprint Namibia **newsprint**




Infectious Diseases

Vocabulary


- hygiene
- clean
- exercises
 - sick
- infectious
- symptoms
- sneezing
- coughing
 - treat

Sight words

- wash
- before
- sleep
- same



Diphthongs (o-e)



Use any 3 of the words above and make your own sentences:



Complete the hundred chart

1

1	2			5	6			9	
		13				17	18		20
21	22			25	26			29	30
		33	34			37		39	
	42			45	46		48	49	
51			54	55		57			60
	62	63			66		68	69	
			74	75		77	78		
81	82				86				90
		93	94			97	98		

What comes before
and after:

_____ 37 _____

_____ 19 _____

_____ 66 _____

_____ 80 _____

_____ 99 _____

_____ 78 _____

is one more than 79

is one less than 31

is one more than 88

is one less than 23

is one more than 46

is one less than 52

is one more than 60



Read the story and answer the following questions:

Peter is sick

Peter sits next to Rosie in class. Yesterday he had a sore throat and he was feeling sick.

Today Peter is not at school. Mrs Brandt, their class teacher told the class that he is sick and at home. He has measles. His mother informed the teacher that he has a high fever, cough, a runny nose and watery eyes. He also has red spots on his face and on his body. Poor Peter!

When Rosie gets home, she tells her mother about Peter. She asks her mother if she will also get measles. Mother says that she won't get measles because when she was small she was vaccinated against measles. Rosie is pleased to hear this, but she is very sorry for Peter.

1. What is the title of the story?

2. Who sits next to Peter in class?

3. Name 3 symptoms of measles:

4. Why is Peter not in class today?

5. What do you think vaccination means?



Mathematics

1. Count on:

a. 200, 220, 240, 

b. 200, 230, 260, 

c. 250, 300, 350, 

d. 100, 200, 300, 

2. Estimate and record the number, then count:

Estimate: _____

Estimate: _____


Estimate: _____

Count: _____

Count: _____

Count: _____


a



b



c



3. Write the number before or after:

210


174

299

399

235

4. Write the numbers from small to big:







Capital letters & Punctuation

Read the passage below aloud to yourself or to an adult.

Can you read it without taking a breath?

How many times did you have to stop and breathe?

Rewrite the paragraph using the correct punctuation.

mum is trying to make me healthy packed lunches now that my school has banned us from having crisps and chocolate and salad sandwiches which I like so i was pleased that is good she said she also included an apple a banana a pot of yoghurt and a homemade raisin flapjack sometime i have a tub of pasta salad instead of sandwiches my favourite is tuna and sweetcorn



Week 13

Grade 3



Addition

$$\begin{array}{r} 100 \\ + 45 \\ \hline \\ \hline \end{array}$$

$$\begin{array}{r} 200 \\ + 53 \\ \hline \\ \hline \end{array}$$

$$\begin{array}{r} 400 \\ + 66 \\ \hline \\ \hline \end{array}$$

$$\begin{array}{r} 700 \\ + 51 \\ \hline \\ \hline \end{array}$$


$$\begin{array}{r} 300 \\ + 98 \\ \hline \\ \hline \end{array}$$

$$\begin{array}{r} 100 \\ + 79 \\ \hline \\ \hline \end{array}$$

$$\begin{array}{r} 600 \\ + 74 \\ \hline \\ \hline \end{array}$$

$$\begin{array}{r} 400 \\ + 31 \\ \hline \\ \hline \end{array}$$

$$\begin{array}{r} 700 \\ + 93 \\ \hline \\ \hline \end{array}$$





Pronouns

Choose the proper pronoun for each sentence:

- Yesterday, Betty and _____ spent the day at the Museum of Art. me us I
- Sheila brought the rock sample down to _____. they them I
- Stacy said _____ and her sister were going to the movies. I them she
- This is a toy, so I will put _____ on the toy shelf. them it we
- That book is mine, so please give it to _____. they you me
- Mrs. Farnsworth chose _____ to lead the class in today's lesson. us I she
- Please take this down to _____ so she can use it. her you me
- Last Christmas, _____ had to wait until our mom and dad woke up! her we them
- The man was upset that _____ did not have the tool he needed. us her they
- Mark has a test tomorrow so tonight _____ will study. I she he



Possessive pronouns

Circle each possessive pronoun that could be used to complete the sentence.

1. This is _____.
 my your yours her hers his our ours their
theirs its mine

2. Is this _____ lunch?
 my your yours her hers his our ours their
 theirs its mine

3. Help me find _____ lost cat.
 my your yours her hers his our ours their
 theirs its mine

4. Will you come to _____ school play?
 my your yours her hers his our ours their
 theirs its mine

5. What is _____ favourite colour?
 my your yours her hers his our ours their
 theirs its mine

6. Could it be _____?
 my your yours her hers his our ours their
 theirs its mine

7. I like _____ best.
 my your yours her hers his our ours their
 theirs its mine

8. _____ is the best of all.
 my your yours her hers his our ours their
 theirs its mine

9. What is _____ address?
 my your yours her hers his our ours their
 theirs its mine



Problem solving

1. I have 150 tomatoes and my grandfather buys another 23 tomatoes. How many tomatoes do we have altogether?

2. Tom has 44 strawberries in his fruit garden. He buys another 37 strawberries. How many strawberries does he have altogether?

3. There are 38 apples in a tree. Another 45 apples grow in the tree. How many apples are there now?

4. In the fruit basket there are 23 bananas. Mom buys 19 apples. How many fruits are there altogether?

5. There are 3 boys and each of them has 35 oranges. How many oranges do they have altogether?

6. Dan throws a party. He invites 26 boys and 19 girls. How many children are at his party?

7. There are two tins filled with biscuits in the cupboard. There are 59 biscuits in the one and 39 in the other. How many biscuits are there altogether?



Number bonds

4

1. Match the viruses by colouring in the pairs that are 4 more. Use a different colour for each pair.

Example: 14 is 4 more than 10.



2. Match the bacteria by colouring in the pairs that are 4 less. Use a different colour for each pair.

Example: 7 is 4 less than 11.



Simple present tense

1. Complete the sentences with the present simple tense of the verbs in the wordbox below. The first sentence has been done for you.

go	work	ride	deliver	love	rests	fish
----	------	------	---------	------	-------	------



Mr. Lukas is a postman. He doesn't work in the post office. He always works outside in the streets. He _____ letters to all the people in the neighbourhood everyday. He _____ his motorbike. On the weekends, Mr. Lukas doesn't **work**. He _____. He _____ the countryside, so he always _____ to his country house with his wife. Mr. and Mrs. Lukas _____ in the river.






Shapes

5

15

Look at the shapes and colour them with the correct colours.

1. How many circles are there? _____
Colour all the circles yellow.
2. How many ovals are there? _____
Colour all the ovals green.
3. How many triangles are there? _____
Colour all the triangles blue.
4. How many rectangles are there? _____
Colour all the rectangles red.
5. How many squares are there? _____
Colour all the squares orange.



Week 13

Grade 3

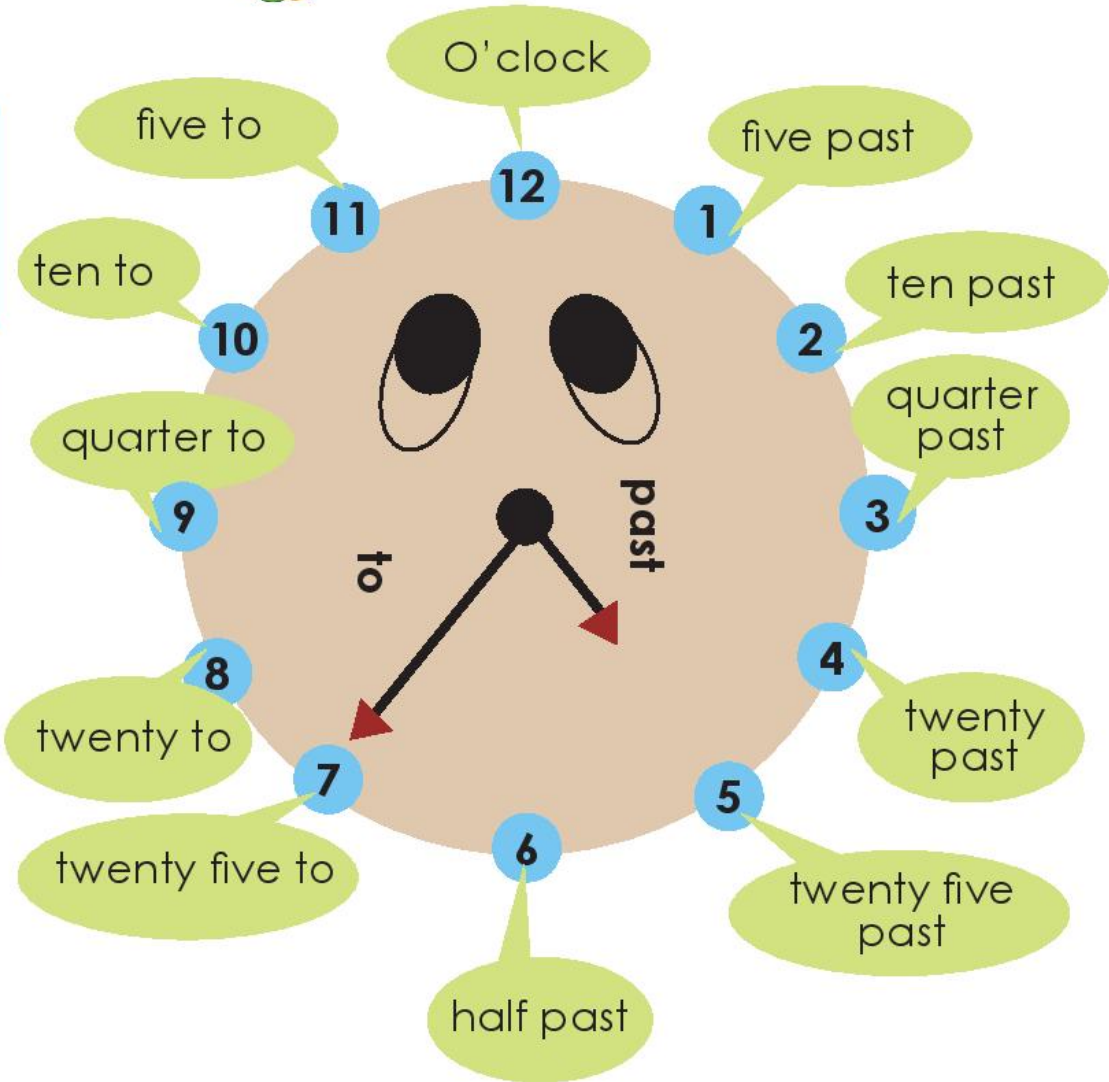


What's the time



Week 13

Grade 3





HIV and AIDS

"Today we are discussing HIV and AIDS," said Mrs Nekango, "before we start, I want to introduce a very brave girl to you. I think you know her by now, but after today you will know her much better," Mrs Nekango continued. "Doris please come to the front?" The shy girl got up and walked to the front. She turned around slowly and faced the class.

"As some of you may know, I stay with my grandmother. My mother died of AIDS when I was little. She was very ill. I can't remember much about her. The important thing is that I was born with the disease, which I got from my mother," Doris told them without blinking an eye. "You can't really tell when someone has HIV and AIDS. We don't look ill and live normal lives. Sometimes I feel a bit tired but I eat healthy food and get enough sleep. I exercise and make sure that I take my medicine."

"You will make us all sick," said one of the boys. "No, that will not happen. You can't get the disease from playing with me or touching me. Just remember-when I get hurt and bleed, call the teacher and don't touch my blood." Everyone listened in silence as Doris explained to them that she can take care of herself and that being HIV positive doesn't make her any different. "I don't want you to treat me any differently now that you know. I am just an ordinary girl with an inherited disease," she said. "Thank you Doris," said Mrs Nekango. They all clapped their hands and went to Doris and hugged her.



Vocabulary

- HIV/AIDS
- ill
- healthy food
- medicine
- disease
- virus
- bleed
- blood
- positive
- inherited

Sight words

- we
- are
- said
- before
- start
- know
- much
- that
- want

Read the story on the previous page and answer the following questions:

1. Who is the main character in the story?

2. Doris lives with her _____.

- a) aunt
- b) grandmother

3. Her mother died of _____.

- a) AIDS
- b) cancer



Creative writing

1. Write down three facts about HIV and AIDS that you can find in Doris' explanation:

2. Write down three ideas on how to take care of people with HIV and AIDS:




Week 14

Grade 3









Write the time below each clock



Grade 3 Week 14



Nouns

Sort the nouns as common or proper and write them in the appropriate column.

A common noun is the name of any person, place, or thing. Eg. boy, state, month.

A proper noun is the name of a specific person, place or thing. Proper nouns always begin with a capital letter. Eg. China, Sarah, April.

day	girl	Windhoek	river	Zambezi
mountain	Sunday	Africa	cousin	Angola
Vernon	doctor	city	Hannah	country
month	Dr. Smith	continent	July	Oshakati

Common Nouns	Proper Nouns



Number bonds

1. Write the number bonds for 20.



2. Break down the numbers: Eg. $234 = 200 + 30 + 4$

a. $275 =$ _____ b. $327 =$ _____

c. $448 =$ _____ d. $182 =$ _____

e. $250 =$ _____ f. $531 =$ _____

3. Build up the numbers: Eg. $100 + 60 + 4 = 164$

a. $100 + 40 + 2 =$ _____

b. $200 + 30 + 8 =$ _____

c. $400 + 50 + 7 =$ _____

d. $300 + 10 + 9 =$ _____



Irregular verbs

3

In the column on the right, write the past tense of each verb.
The first one is done for you:

Verb	Past Tense
write	wrote
go	
do	
fly	
bring	
become	
teach	
begin	
feel	
is	
choose	

Week 14

Grade 3



Computation

Fill in the correct answer:

$200 + 43 = \underline{\hspace{2cm}}$

$100 + 26 = \underline{\hspace{2cm}}$

$300 + 51 = \underline{\hspace{2cm}}$

$400 + 44 = \underline{\hspace{2cm}}$

$500 + 10 = \underline{\hspace{2cm}}$

$200 + 21 = \underline{\hspace{2cm}}$

Week 14

$$\begin{array}{r} 321 \\ + 42 \\ \hline \hline \end{array}$$



$$\begin{array}{r} 514 \\ + 23 \\ \hline \hline \end{array}$$

Grade 3

$$\begin{array}{r} 162 \\ + 33 \\ \hline \hline \end{array}$$

$$\begin{array}{r} 241 \\ + 54 \\ \hline \hline \end{array}$$

$$\begin{array}{r} 233 \\ + 11 \\ \hline \hline \end{array}$$


$$\begin{array}{r} 344 \\ + 13 \\ \hline \hline \end{array}$$



Simple present tense

Match the following:

- | | |
|--------------|----------|
| 1. A painter | teaches |
| 2. A doctor | steals |
| 3. A teacher | treats |
| 4. A tailor | paints |
| 5. A driver | cooks |
| 6. A farmer | drives |
| 7. A thief | ploughs |
| 8. A chef | stitches |



Multiplication

$1 \times 3 = \underline{\hspace{2cm}}$

$2 \times 2 = \underline{\hspace{2cm}}$

$8 \times 5 = \underline{\hspace{2cm}}$

$9 \times 4 = \underline{\hspace{2cm}}$

$10 \times 10 = \underline{\hspace{2cm}}$

$4 \times 4 = \underline{\hspace{2cm}}$

$7 \times 3 = \underline{\hspace{2cm}}$

$10 \times 2 = \underline{\hspace{2cm}}$

$6 \times 5 = \underline{\hspace{2cm}}$

$7 \times 4 = \underline{\hspace{2cm}}$

$3 \times 10 = \underline{\hspace{2cm}}$

$12 \times 4 = \underline{\hspace{2cm}}$

$2 \times 3 = \underline{\hspace{2cm}}$

$9 \times 2 = \underline{\hspace{2cm}}$



Problem solving

1. George has 17 sweets. Jack has 5 sweets less than George. How many sweets does Jack have?

2. Mandy has 26 balloons. Jessie has 4 balloons less than Mandy. How many balloons does Jessie have?

3. Jimmy has 18 cars. Freddy has 28 cars. How many cars do they have altogether?



4. Uncle Dan has 78 bricks to build a wall. Dad has 97 bricks to build a wall too. What is the difference between the number of bricks Uncle Dan has and the number of bricks Dad has?

5. Jane has 9 dolls more than Grace. Grace has 12 dolls. How many dolls does Jane have?

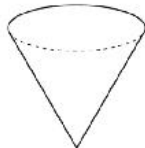


3D shapes

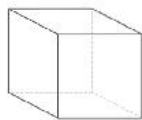
Choose the correct name of each shape:



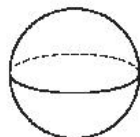
- rectangular prism
 cylinder
 sphere



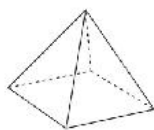
- pyramid
 sphere
 cube



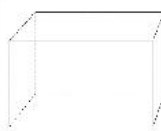
- cube
 rectangular prism
 cylinder



- cylinder
 sphere
 cube



- rectangular prism
 cylinder
 pyramid



- cube
 rectangular prism
 cone

Week 14

Grade 3


Choose the correct choice that best describes each object.



- rectangular prism
 cylinder
 cone



- pyramid
 sphere
 cube



- rectangular prism
 cylinder
 cylinder



- pyramid
 sphere
 cube



- rectangular prism
 cylinder
 cylinder



- pyramid
 sphere
 cube



Possessive pronouns

5

Write the correct possessive form of the nouns:

Example: The food of the dog.

The dog's food



1. The dish of the cat. _____
2. The coat of the boy. _____
3. The tools of the man. _____
4. The tyre of the car. _____
5. The room of the teacher. _____
6. The hat of the woman. _____
7. The cage of the bird. _____
8. The toy of the child. _____

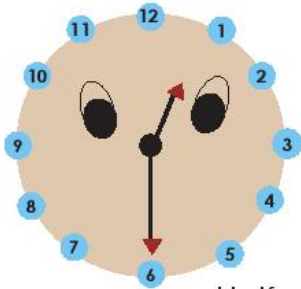
Week 14

Grade 3

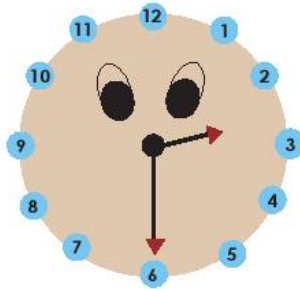


Telling time: Half Hour

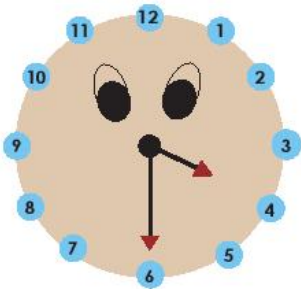
Write the correct time shown on each clock:



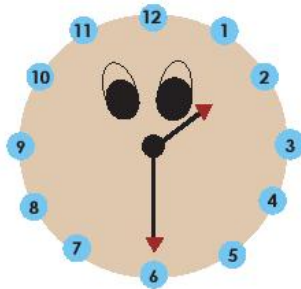
Half past twelve



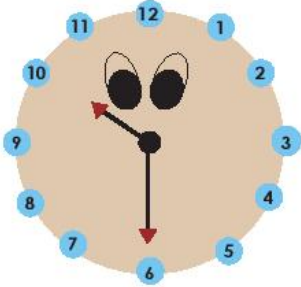
.....



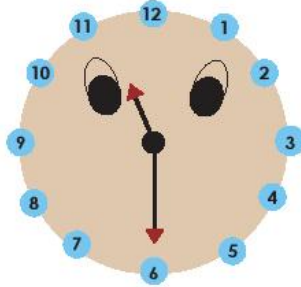
.....



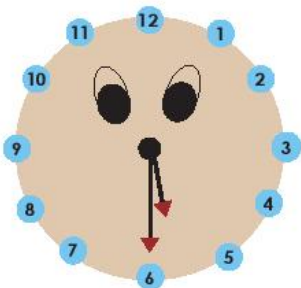
.....



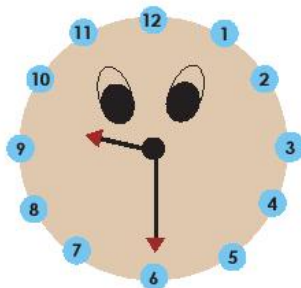
.....



.....



.....



.....

Week 14

Grade 3

Success begins with education

Parents will be able to visit the website and watch daily videos or they can subscribe to our Zoshy Telegram channel to receive daily videos. One can also download the PDF version of the book on the website. Also watch our daily show on Active Kids to watch your favourite lessons.



<https://t.me/zoshyonline>



For extra perks!

Register at zoshy

You can save your favourite lessons and find them easier

How does it work?



Easy peasy steps to follow

- Step 1: Find us at www.zoshy.online or scan the QR code
- Step 2: Find your grade and select the year
- Step 3: Choose your language
- Step 4: Choose the week you want to learn out of
- Step 5: Choose lessons from what lessons there are
- Step 6: Download booklet if you do not have it
- Step 7: Watch and follow the teacher as she explains what to do in the book
- Step 8: Follow us on Facebook (Zoshy & Active Kids) to never miss a video
- Step 9: Subscribe to our Zoshy Telegram channel if you want to receive daily updates



www.zoshy.online

In collaboration with the Ministry of Education, Arts and Culture

PRINT

1

Turn the booklet to landscape.



2

Take a ruler & tear the booklet at the top long fold.



3

Fold the booklet in half.



4

The learning journey can start.



STEPS
HOW TO TEAR & USE
THE BOOKLET



Capricorn Foundation





GET TO KNOW YOUR TEACHERS!



Anetta Bezuidenhoudt

Senior Education Officer and assists in compiling and reviewing every book.

These educational material booklets include competencies from the Junior Primary Phase syllabus that supports learning, help ensuring knowledge and ability to students in line with the teaching process. Using technological products to produce these booklets helped to remove some learning barriers.

The E-learning booklets can be used as an assessment tool by the teachers to understand learners' previous knowledge, the outcome of learning process and at the same time they can be used to enable learners to monitor the progress of their own learning.

Get to know more about another Namibian language!

This week we will be learning about *Khoekhoegowab*.

Did you know?

- Khoekhoegowab has 4 clicks, namely !, |, || and ɕ.
- It is spoken in Namibia, Botswana and South Africa.
- There are about 200 000 people in Namibia that speaks Khoekhoegowab.
- Regions in Namibia where it is mostly spoken include; **Kunene, Khomas, Hardap, Omaheke, Otjizondjupa and Oshikoto.**

Take part in our competition of the week!

You stand a chance to

WIN N\$ 100

What have you enjoyed about the My Zone school books and online school? Whatsapp your answer with the following:

+264 81 850 3609

Name & Surname, Grade, School, why you enjoy the project and a picture of you holding one of our books.

