

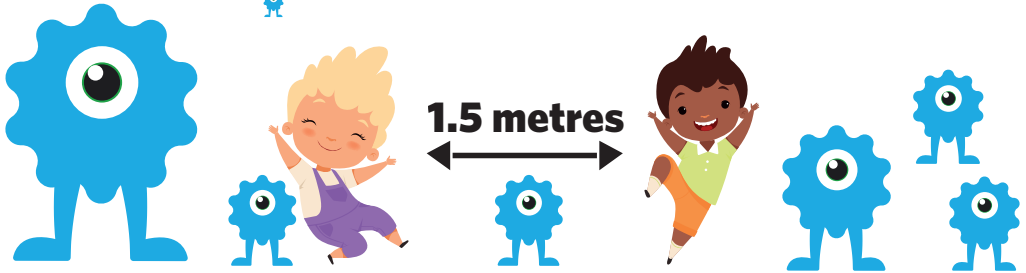
# Pre-primary/Preprimêr: Week 23 & 24

5-6 years/ 5-6 jaar

English / Afrikaans

Draw a picture of your pet. /  
Teken 'n prent van jou troeteldiere.

## Animals/Diere



These numbers indicate which day you can complete each worksheet! But if you want to, you can work ahead and do the rest as well.

**This publication is a collaboration between the Ministry of Education, Arts and Culture and Namibia Media Holdings. This publication is sponsored by the Ministry.**

**Copyright © Ministry of Education, Arts and Culture.** All parts of this publication cannot be reproduced, stored in a retrieval system or transmitted in any form or by any means, electronic, mechanical, photocopying, recording or otherwise without prior permission of the Ministry of Education, Arts and Culture or the Publisher.


Production by: Namibia Media Holdings **NMH** NAMIBIA MEDIA HOLDINGS

Printing: Newsprint Namibia **newsprint** NAMIBIA



# Animals/Diere

Colour in the farm animals. / Kleur die plaas diere in.




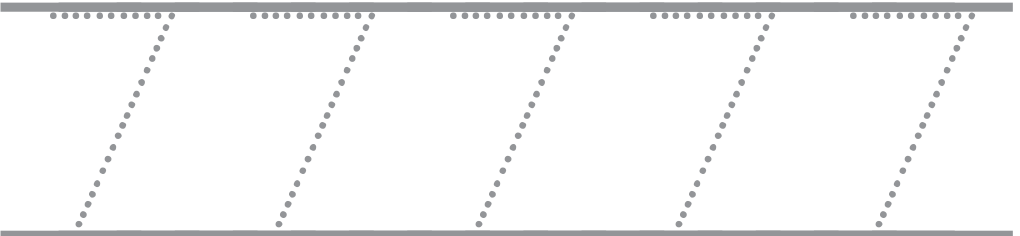


Draw your favourite pet, farm or domestic animal and discuss how you take care of it. / Teken jou gunsteling troeteldier of plaas dier en praat oor hoe jy dit gaan versorg.

Week 23

Preprimary







Trace the number 7. / Teken die nommer 7 op die stippellyn.



Week 23

Preprimary

Match each head to its body. / Pas elke kop by sy liggaam.



Week 23

Preprimary





Circle the buckets that are full and colour the buckets that are empty. /  
Omkring die emmers wat vol is en kleur die emmers in wat leeg is.



Week 23

Preprimary

Colour in all products we get from farm animals. /  
Kleur in al die produkte wat ons van plaas diere kry.



Week 23

Preprimary



Circle all names with the same beginning sound. /  
Omkring al die name met dieselfde begin klank.




Eliaser



Eibeb



Alina



Ezal

Week 23

Preprimary

Circle all the number sevens (7). / Omkring al die nommer sewes (7).

7 4 1 3 6 4 7  
 2 6 7 3 2 7 7  
 2 4 6 5 7 6 1  
 5 6 7 3 2 1 4  
 7 2 5 6 7 6 7  
 1 2 5 3 6 1 6  
 6 1 6 7 4 1 7 3  
 3 7 4 7 6 5 6

Week 23

Preprimary




Identify all items coloured purple and circle them./  
Identifiseer al die pers items en omkring dit.



Week 23


Preprimary

Colour the first and last animals in the row. /  
Kleur die eerste en laaste diere in die ry.



Week 23

Preprimary




Look at the 50c and draw it in the space provided. /  
Kyk na die 50s en teken dit in die spasie.



Week 23

Preprimary



Circle all the 5c with yellow, 10c with red and 50c with brown. /  
Omkring al die 5s geel, 10s rooi en 50c bruin.





Week 23

Preprimary



Cut out the animals and arrange them in the given order: cow – first, sheep – second and dog – last. / Knip die diere uit en rangskik dit in die gegewe orde: koei – eerste, skaap – tweede, en hond – laaste.



Week 23

Preprimary





Use any resources available to make a collage. /  
Gebruik enige materiaal beskikbaar om 'n collage te maak.



Read the picture cards of different animals. /  
Lees die prent kaarte van al die diere.



cat/kat



dog/hond



horse/perd



sheep/skaap



goat/bok




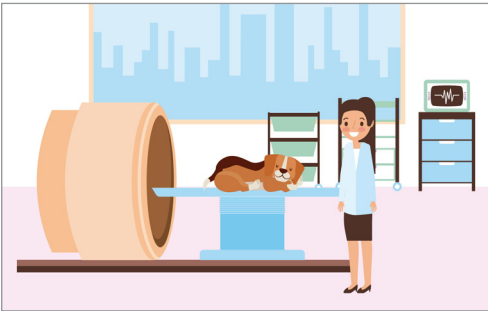

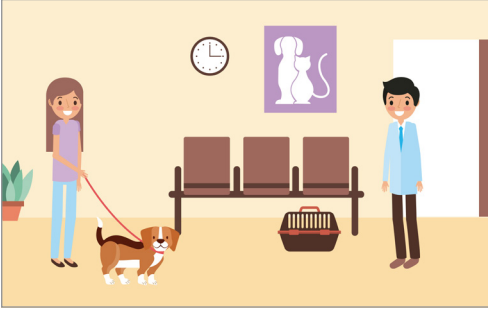
cow/koei

Week 24

Preprimary



Arrange pictures in the correct sequence. /  
Rangskik die prente in die regte volgorde.



Week 24

Preprimary



Cut out and complete the puzzle. / Knip uit en voltooi die legkaart.











Week 24

Preprimary




Connect each animal to its group. /  
Verbind elke dier met die regte groep.




Week 24


Preprimary

Count the animals in each row and write the correct number. /  
Tel die diere in elke ry en skryf die regte getal neer.











Week 24

Preprimary





Colour all the rectangles with a colour of your choice. /  
Kleur al die reghoeke in met 'n kleur van jou keuse.



Week 24

Preprimary

Cut out any animal you find in a newspaper or magazine and talk about it with your teacher or parent and paste it in the space provided. / Knip enige dier uit wat jy kan kry in 'n koerant of tydskrif en praat daaroor met jou ouer of onderwyser. Plak dit in die spasie.

Week 24

Preprimary



Match similar words with lines. /Pas die woorde wat dieselfde is met lyne.

fish/vis

cow/koei

bird/voël

mouse/muis

mouse/muis

fish/vis

cow/koei

horse/perd

chicken/hoender

bird/voël

horse/perd

chicken/hoender

Fill in the missing numbers. / Vul die ontbrekende getalle in.

1, \_\_, 3, \_\_, 5, \_\_, 7

Week 24

1, 2, \_\_, 4, \_\_, 6, \_\_


Preprimary

\_\_, 2, 3, \_\_, \_\_, 6, 7

1, \_\_, \_\_, 4, 5, \_\_, \_\_

1, \_\_, 3, \_\_, 5, \_\_, 7

Combine the dots to form a dog./  
Verbind die kolle om 'n hond te vorm.




Week 24

Preprimary


Match the number to the correct set of animals. /  
Pas die getal met die regte stel diere.

Week 24


Preprimary




2




6




1



3



4



5

# Success begins with education

Parents will be able to visit the website and watch daily videos or they can subscribe to our Zoshy Telegram channel to receive daily videos. One can also download the PDF version of the book on the website. Also watch our daily show on Active Kids to watch your favourite lessons.



<https://t.me/zoshyonline>



**For extra perks!**

**How does it work?**



## Easy peasy steps to follow

## Register at zoshy

You can save your favourite lessons and find them easier



- Step 1: Find us at [www.zoshy.online](http://www.zoshy.online) or scan the QR code
- Step 2: Find your grade and select the year
- Step 3: Choose your language
- Step 4: Choose the week you want to learn out of
- Step 5: Choose lessons from what lessons there are
- Step 6: Download booklet if you do not have it
- Step 7: Watch and follow the teacher as she explains what to do in the book
- Step 8: Follow us on Facebook (Zoshy & Active Kids ) to never miss a video
- Step 9: Subscribe to our Zoshy Telegram channel if you want to receive daily updates



[www.zoshy.online](http://www.zoshy.online)

In collaboration with the Ministry of Education, Arts and Culture

**PRINT**

**1** Turn the booklet to landscape.

**2** Take a ruler & tear the booklet at the top long fold.

**3** Fold the booklet in half.

**4** The learning journey can start.

**STEPS**  
HOW TO TEAR & USE  
THE BOOKLET





# WHAT DO YOU LIKE ABOUT THE SCHOOL BOOKS?



**Foibe Shikongo**

It felt really nice to colour in the booklet. I liked to see the different words and things I could learn from the booklet.



**Lerato Masokela**

I saw the Namibian flag in the educational booklet which has different colours. I coloured in the flag. I like the booklet because I like to read from it. I like reading and I like mathematics also. I saw numbers and words in the booklet which I liked.



**Wendjipa Hondjera**

I really like to see the different colours in the booklet and to see many types of animals. I like to count. The educational booklet helped me to do that very well.



**< Zodak Kandjii**

It was really nice to see the educational booklet where I could colour in the pages and read. I saw the picture of the President of Namibia. I learned that his name is President Hage Geingob.

**Jennifer Hitjii >**

I like the English language activities in the educational booklet. The educational booklets help me to read and write.



## Get to know more about another Namibian language!

This week we will be learning about **Thimbukushu**.

Did you know?

- In Thimbukushu we do not have letter the L, X and Z.
- Thimbukushu is spoken in Namibia, Botswana, Angola and Zambia.

**Take part in our competition of the week!**

**WIN N\$ 100**

What is 'read' in all the 11 different languages from last week's word of the week? Whatsapp your answer with the following:

**+264 81 850 3609**

**Name & Surname, Grade, School and picture of you holding one of our books.**

