


Ondondo 2: oshiwike 13 & 14

Oshindonga



Uuyogoki



Ministry of Education,
Arts and Culture



NAMIBIAN
COMMUNITY TRUST

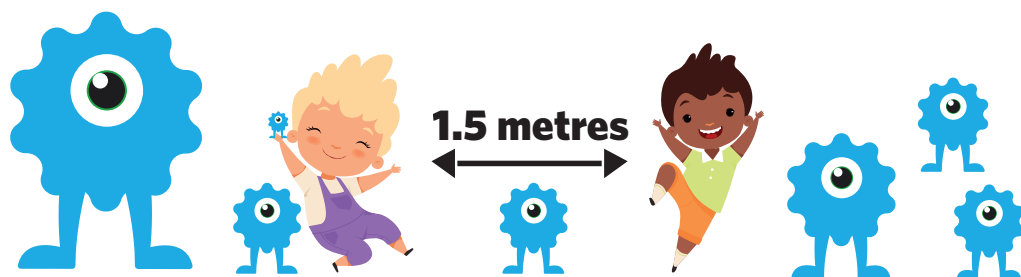


Capricorn Foundation

unicef

for every child





These numbers indicate which day you can complete each worksheet! But if you want to, you can work ahead and do the rest as well.

This publication is a collaboration between the Ministry of Education, Arts and Culture and Namibia Media Holdings. This publication is sponsored by the Ministry.

Copyright © Ministry of Education, Arts and Culture. All parts of this publication cannot be reproduced, stored in a retrieval system or transmitted in any form or by any means, electronic, mechanical, photocopying, recording or otherwise without prior permission of the Ministry of Education, Arts and Culture or the Publisher.

Production by: Namibia Media Holdings  **NAMIBIA MEDIA HOLDINGS**

Printing: Newsprint Namibia  **newsprint**

The Ministry of Education, Arts and Culture
www.moe.gov.na



Vocabulary and Sight words

Vocabulary



Sight words




1. Find the above words in the puzzle and circle it.

s	m	e	u	d	x	g	p	m
e	e	r	a	o	e	h	g	u
s	f	f	g	o	f	b	l	t
i	r	h	y	g	i	e	n	s
c	g	p	r	e	t	t	y	h
r	m	w	a	s	h	o	o	t
e	u	e	g	o	a	l	s	l
x	s	l	m	a	s	e	r	a
e	t	l	x	p	m	g	h	e
n	n	a	e	l	c	s	m	h



Phonics – i - words

Build i words with these letters.



Example: sit

_____	_____	_____
_____	_____	_____
_____	_____	_____

How many words did you build? _____



Omadhina goonomola

Nyola edhina lyonomola lutatu ponomola kehe tayi landula.

1= _____

2= _____

3= _____

4= _____

5= _____

Konga omadhina goonomola tadhi landula
mokakololo kiitya.

6, 7, 8, 9, 10

Ondondo 2

Oshiwiki 13

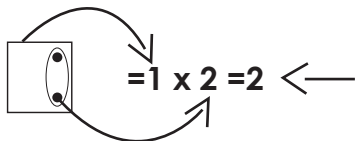
h	a	m	a	n	o	h	e
h	e	t	a	t	u	i	l
o	m	u	l	o	n	g	o
h	e	y	a	l	i		
o	m	u	g	o	y	i	t



Eindjipaleko

Oshimpungu shambali (uungundu woo2)

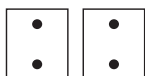
Oshiholelwa: **omwaalu guukololo**




Omwaalu aguhe kumwe guundothi muukololo auhe.

Uundothi u2 mokakololo kehe.

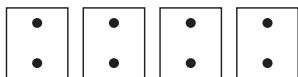
Ondondo 2




$$= \underline{2} \times \underline{2} = \underline{4}$$



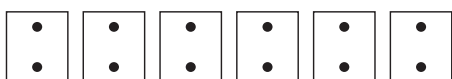
$$= \underline{\quad} \times \underline{\quad} = \underline{\quad}$$




$$= \underline{\quad} \times \underline{\quad} = \underline{\quad}$$



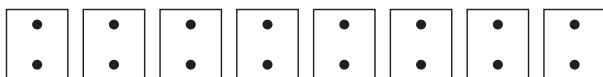
$$= \underline{\quad} \times \underline{\quad} = \underline{\quad}$$




$$= \underline{\quad} \times \underline{\quad} = \underline{\quad}$$



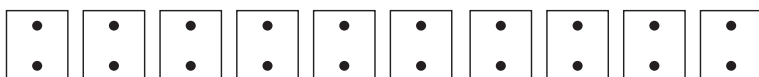
$$= \underline{\quad} \times \underline{\quad} = \underline{\quad}$$



$$= \underline{\quad} \times \underline{\quad} = \underline{\quad}$$



$$= \underline{\quad} \times \underline{\quad} = \underline{\quad}$$



$$= \underline{\quad} \times \underline{\quad} = \underline{\quad}$$

Oshiwike 13

Ontseyometo (omalupe goombinga mbali 2D)

Lesha omalombwelo e to thaneke omalupe meni lyokakololo pevi.

1. Thaneka onkuvundatu onene pokati kepandja.
2. Thaneka ongonga meni lyonkuvundatu.
3. Thaneka ombine pevi lyonkuvundatu.
4. Thaneka eyi pombanda yonkuvundatu.
5. Thaneka olee ponkuvu yopombanda kolulyo.
6. Thaneka ongonga ponkuvu yopevi kolumoho.
7. Thaneka onkuvundatu onshona ponkuvu yopevi kolumoho.
8. Thaneka ombine ponkuvu yopombanda kolumoho.

Ondondo 2

Oshiwike 13



Read the story below and colour all the verbs.

I keep my body clean!
 I wash my face, I brush my teeth
 I comb the knots from my hair.
 I scrub my nails
 and cut them short
 I dress up and eat my food.
 Ready to walk to school.



Ondondo 2

Oshiwike 13



Reading Comprehension

Read the story below and answer the questions below.

Clean Hands

Elly washes her hands every day. She likes to wash her hands. She washes her hands with soap and water. She uses soap and water to wash her hands. She uses warm water and soap. She washes her hands for 30 seconds. After 30 seconds she stops washing her hands. She closes the tap. She dries her hands on a clean towel. Every few hours she turns on the tap and washes her hands. Elly has very clean hands. She does not have many germs on her hands. Germs cannot live on her hands.

1. What does Elly use to wash her hands?
.....
2. How long does she wash her hands for?
.....
3. What does she do after washing her hands?
.....
4. What does she use to dry her hands?
.....
5. Does Elly have clean hands?
.....
6. Why doesn't Elly have many germs?
.....
7. Write all 6 question words here on the line.
.....

Ondondo 2

Oshiwiki 13



Okukitakununa

1. Tedi oha landitha oombapila dhokokandjugo 10 mesiku. Moshiwike oha landitha oombapila dhokokandjugo ngapi?

2. Tate ota landa oothewa dhokwiiyoga kehe yimwe yi na N\$3. Ota futu no N\$20. Ota ka pewa oshendja yi ingapi?

3. Sem ohi iyogo noolitela 4 dhomeya mesiku. Momasiku ga5 oha longitha oolitela ngapi mokwiiyoga?

4. Opu na uulapi wokwiiyoga moshipala 20 mokapakete. Omwa longithwa 13. Omwa hupu uulapi womoshipala ungapi?

5. Meme okwa landelandje uumbindja uupe u5. Kehe okambindja oka kotha N\$ 10. Ota ka longitha ingapi okulanda uumbindja.

Ondondo 2

Oshiwike 13



Syllables

1. Divide these words into syllables

How many claps?

Example: hygiene = hy – giene

2

water = _____

pretty = _____

shampoo = _____

facecloth = _____

eleven = _____

funny = _____

starfish = _____

2. Write your own 2 words and break it up.

How many claps?

a) _____ = _____

b) _____ = _____



Nyola omatumbulo ga6 nkene ho kaleke olutu lwoye lwa yela.




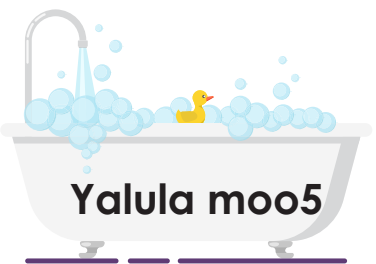

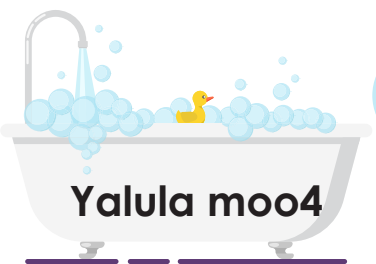


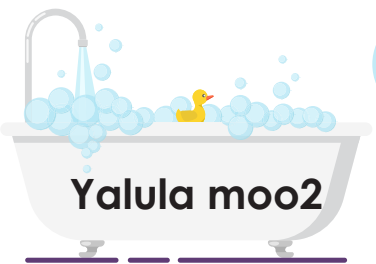
Ondondo 2

Oshiwike 13



Okuyalula to nuka po

Uditha oonomola dhaa po.



Ondondo 2

Oshiwike 13

Okuyalula

Oshindji shivulife noshishona shivulike.

Oshindji

Oshishona



Longitha omusinda mwaalu e to manitha.

4 oyindji na1 = _____

9 oyindji na2 = _____

6 oyindji na1 = _____

13 oyindji na1 = _____

5 oyindji na2 = _____

15 oyindji na2 = _____

7 oyindji na3 = _____

13 oyindji na3 = _____

4 oyindji na2 = _____

13 oyindji na3 = _____

12 oyindji na3 = _____

17 oyindji na4 = _____

Udhitha mo: onene/onshona

4 _____ ku 5

10 _____ ku 20

8 _____ ku 6

16 _____ ku 15

7 _____ ku 1

2 _____ ku 10



limaliwa



Oosenda
ntano



Oosenda
omulongo



Oosenda omilongo
ntano



Odola yimwe



Odola ntano



Efo lyoodola
omulongo



Efo lyoodola
omilongo mbali

Ondondo 2

Oshiwike 13

Nyola omwaalu:

a) $5c + 5c = \underline{\hspace{2cm}} c$

b) $10c + 10c + 10c + 10c + 10c = \underline{\hspace{2cm}} c$

c) $50c + 50c = \underline{\hspace{2cm}} c$

d) $N\$ 5 + N\$ 5 = N\$ \underline{\hspace{2cm}}$

e) $N\$ 10 + N\$ 10 = N\$ \underline{\hspace{2cm}}$

f) $N\$ 10 + N\$ 10 + N\$ 5 = N\$ \underline{\hspace{2cm}}$

2 and 3 letter words

1. Identify 2 letter words and write them down on the lines below.

sat

an

up

ox

fix

in

pot

us

den

bus

as

egg

2. Add a letter to make a 3 letter word.

Example: it = pit

ot = _____

is = _____

un = _____

in = _____

op = _____

ip = _____

en = _____

ig = _____

at = _____

ix = _____



Money

1. Write the value of the coins:



.....

2. Calculate your change. You pay with N\$10:




$$N\$10,00 - N\$5,00 = N\$5,00$$



.....



.....



.....



.....



Udhitha mo oonomola dhaa mo.

Ondondo 2

Oshiwike 14

101	102				106	107	108	109	110
111		113	114	115	116	117			
121	122	123		125	126		128	129	130
131		133		135		137			140
141	142			145	146			149	150
151		153	154	155		157	158	159	160
161	162		164	165	166				170
171		173	174			177	178	179	
	182	183		185		187	188	189	190
191		193	194	195					200

Mbapeka oonomola dheelekana okuza po 101 -140 nolwaala olushunga.


Mbapeka oonomola dhiisheka okuza po 150-170 olwaala oluzizi.

Vocabulary and Sight words

Unscramble the letters to form words.

Example: l l w e = well

1. t m u s = _____
2. g d i = _____
3. x i s = _____
4. o w h = _____
5. d g o o = _____
6. p s o a = _____
7. l c e a n = _____






HIV is a virus, AIDS is a killer disease
It kills adults and kids too
Some kids may become orphaned
Kids like me and you!



Their parents die from HIV
Kids are left alone
They get fostered and adopted
And move to another home.

So, what I need you to do is to
Hold my hand and give me a hug.
All I want is a little love



Read and trace the sentences below, then re -write it on the lines.

a) HIV is a virus.

HIV is a virus.

b) AIDS is a disease.

AIDS is a disease.

c) Do not touch my blood.

Do not touch my blood.

Oonenendada niitsa

Hh

li

J j

Mm

Ss

Nn

Tula mo oonenendada niitsa.

1. edhina lyandje oben =

2. evalo lyandje oli li mumei =

3. onda valwa momaandaha =

4. ohatu kala movenduka =

5. okufu oyo ethimbomuvo ndi hole =

Ondondo 2

Oshiwike 14



Etulokumwe

Dhiladhila nawa manga ino nyola eyamukulo lyoye.

• $33 + 5 = \dots\dots\dots$ $53 + 3 = \dots\dots\dots$

• $27 + 2 = \dots\dots\dots$ $82 + 6 = \dots\dots\dots$

• $15 + 2 = \dots\dots\dots$ $91 + 3 = \dots\dots\dots$

• $40 + 7 = \dots\dots\dots$ $11 + 5 = \dots\dots\dots$

• $61 + 5 = \dots\dots\dots$ $74 + 1 = \dots\dots\dots$

Ondondo 2

Oshiwike 14



Beginning sounds

Change the beginning sound to make a new word.

Say **d**ish

change the first sound to **f**
what am I?



.....

Say **b**un

change the first sound to **s**
What am I?



.....

Say **p**ig

change the first sound to **d**
What am I?



.....

Say **c**at

change the first sound to **b**
What am I?



.....

Say **F**ox

change the first sound to **b**
What am I?



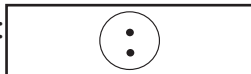
.....



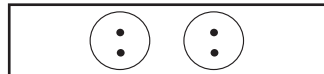
Oshimpungu sha2 nokungundupika

Thaneka ongundu e to udhitha mo eyamukulo.

Oshiholelwa:



$$1 \times 2 = 2$$



$$2 \times 2 = 4$$

$$3 \times 2 = \underline{\hspace{2cm}}$$

$$4 \times 2 = \underline{\hspace{2cm}}$$

$$5 \times 2 = \underline{\hspace{2cm}}$$

$$6 \times 2 = \underline{\hspace{2cm}}$$

$$7 \times 2 = \underline{\hspace{2cm}}$$

$$8 \times 2 = \underline{\hspace{2cm}}$$

$$9 \times 2 = \underline{\hspace{2cm}}$$

$$10 \times 2 = \underline{\hspace{2cm}}$$

Omutima gwoshikwatelwa




Olitela **1** otayi elekwa nuukopi **u4**


Olitela **1** = ukopi **4**



Ohayi humbata oshindji nenge oshishona shivulike kolitela?
Tula mongonga eyamukulo lyomondjila.



Oshidnji oshishona



Oshidnji oshishona



Oshidnji oshishona



Oshidnji oshishona

Verbs

Look at the pictures and act it out!



run



shower



brush



cooking



wash hair



singing and dancing



climbing on a ladder

Ekuthomo lyomilongo

Tala komiyalu pevi.

Konda e to nateke eyamukulo lyomondjila lyategama nonomola.

$60-40=$

$80-40=$

$30-10=$

$90-20=$

$80-50=$

$70-40=$

$90-90=$

$70-10=$

$70-20=$

$80-30=$

Ondondo 2

Oshiwike 14

0

40

50

30

20

20

50

70

60

30



English Activity



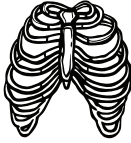




Ending sounds

4

29

Read:

Look at the picture and write the new word:

put		pup
rod	
rip	
bay	
pop	
bib	
hug	

Ondondo 2

Oshiwike 14



Word box

Use any of these words to complete the sentences.



brush



toothbrush




shampoo



soap



comb



nailbrush



towel

1. I brush my teeth with a _____.
2. I wash my face with a facecloth and _____.
3. I use _____ to wash my hair.
4. I dry my wet body with a _____.
5. I clean my nails with a nailbrush and _____.

Success begins with education

Parents will be able to visit the website and watch daily videos or they can subscribe to our Zoshy Telegram channel to receive daily videos. One can also download the PDF version of the book on the website. Also watch our daily show on Active Kids to watch your favourite lessons.



<https://t.me/zoshyonline>

How does it work?



Easy peasy steps to follow

Register at zoshy

You can save your favourite lessons and find them easier

For extra perks!



ONLINE

Step 1: Find us at www.zoshy.online or scan the QR code

Step 2: Find your grade and select the year

Step 3: Choose your language

Step 4: Choose the week you want to learn out of

Step 5: Choose lessons from what lessons there are

Step 6: Download booklet if you do not have it

Step 7: Watch and follow the teacher as she explains what to do in the book

Step 8: Follow us on Facebook (Zoshy & Active Kids) to never miss a video

Step 9: Subscribe to our Zoshy Telegram channel if you want to receive daily updates



www.zoshy.online

In collaboration with the Ministry of Education, Arts and Culture

PRINT

1

Turn the booklet to landscape.



2

Take a ruler & tear the booklet at the top long fold.



3

Fold the booklet in half.



4

The learning journey can start.



STEPS
HOW TO TEAR & USE
THE BOOKLET



Ministry of Education
Arts and Culture



Capricorn Foundation



NAMIBIAN
COMMUNITY TRUST



ONLINE SCHOOL



ACTIVE KIDS



GET TO KNOW YOUR TEACHERS!



MEET OUR OSHINDONGA TRANSLATORS



Jonas Mbango



Victoria Mweutyakana

Victoria; Ohayi kwathele aalongi moku nyanyangidha ilongadhalwa yaanona.

Jonas; Oprojeka otayi tungu uuyambiitya maanona molwaashoka:

“Elaka lyandje uuyamba wandje! Uuyamba wetu elaka lyetu.”

Get to know more about another Namibian language!

This week we will be learning about **Khoekhoegowab**.

Did you know?

- Khoekhoegowab has 4 clicks, namely !, |, || and ǀ.
- It is spoken in Namibia, Botswana and South Africa.
- There are about 200 000 people in Namibia that speaks Khoekhoegowab.
- Regions in Namibia where it is mostly spoken include; **Kunene, Khomas, Hardap, Omaheke, Otjizondjupa and Oshikoto.**

Take part in our competition of the week!

You stand a chance to

WIN N\$ 100

What have you enjoyed about the My Zone school books and online school? Whatsapp your answer with the following:

+264 81 850 3609

Name & Surname, Grade, School and picture of you holding one of our books.

