

Sitopa sa bulalu: Viki 21 ni 22

Silozi



Pabalelo ya bacobi ni kuhula kwa licalano



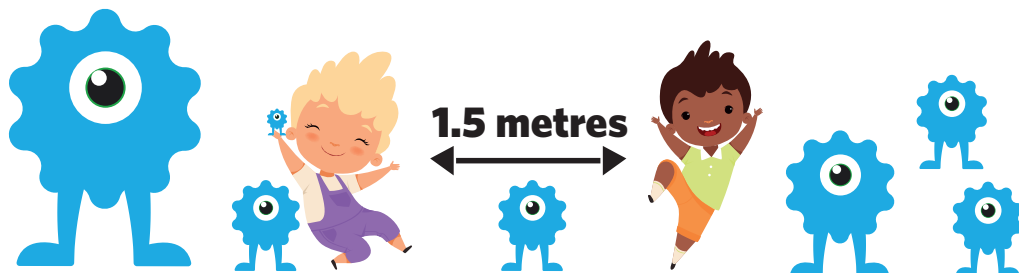
Ministry of Education,
Arts and Culture



Capricorn Foundation

unicef 
for every child





1

2

3

4

5

These numbers indicate which day you can complete each worksheet! But if you want to, you can work ahead and do the rest as well.

This publication is a collaboration between the Ministry of Education, Arts and Culture and Namibia Media Holdings. This publication is sponsored by the Ministry.

Copyright © Ministry of Education, Arts and Culture. All parts of this publication cannot be reproduced, stored in a retrieval system or transmitted in any form or by any means, electronic, mechanical, photocopying, recording or otherwise without prior permission of the Ministry of Education, Arts and Culture or the Publisher.

Production by: Namibia Media Holdings  **NAMIBIA MEDIA HOLDINGS**

Printing: Newsprint Namibia  **newsprint**



Manzwi azibo

Manzwi azibo

- batu
- mota
- limota zeñata
zeitatelezi
- bacobi
- njinga

Manzwi abubebe

- kale
- sahae
- ka
- sebeza
- ile

Panga mibamba kakuselisa manzwi atata alatelela:

limota zeñata zeitatelezi:


batu: _____

njinga: _____




Lifulakishini


Penda kalulo yalikhwenda ya mafulakishini afilewe.



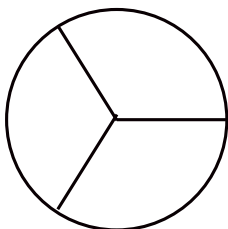
$$\frac{2}{4}$$



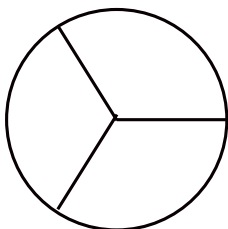
$$\frac{1}{4}$$



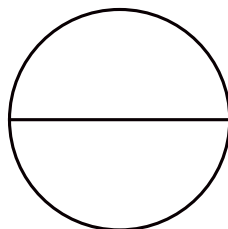
$$\frac{0}{2}$$




$$\frac{1}{3}$$



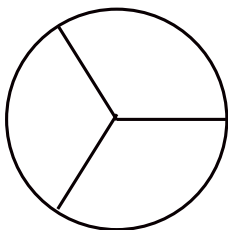
$$\frac{2}{3}$$



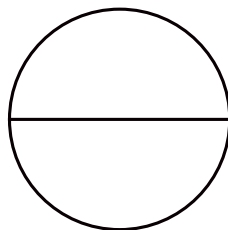
$$\frac{0}{2}$$




$$\frac{0}{4}$$




$$\frac{3}{3}$$




$$\frac{1}{2}$$



$$\frac{0}{4}$$



$$\frac{1}{4}$$



$$\frac{2}{4}$$

Kubala likande

Bala likande ni kualaba lipuzo.

Njinga ya Mwazi ye fubelu

Mwazi una ni njinga yenca. Bashimani babañwikwasikolo seba mushwela muna. Ki njinga yende yefubelu ni lintambo zesweu. Ucobanga njinga ya hae kuya kwa sikolo. Bo mahe neba mubulelezi hañatañata kuli atokomele mi akuno cobelanga njinga ya hae kamubamba wakwamafelelezo wamukwakwa. Bondatahe ba mulekela sikulukulu ni ceni iliza kukiisa njinga ya hae. Zazi leliñwi asia njinga yahae yefubelu fapila sintolo sa muuna muhulu Muyembe. nasikaikia hakutile, njinga ya hae neseile kale. Kuna ni mutu yangile njinga yaka. Mwazi “iile, iile” njinga yaka yefubelu! Alila nasabile “nikaeza cwañi” | aipuzo.



Viki 21

Sitopa 3

1. Njinga ya Mwazi ki yamubala mañi?

2. Kiñi bomahe hane bamubulelezi kuli atokomele nikuli akuno cobelanga njinga ya hae kwatuko ni mubamba mwamukwakwa.

3. Kanti Mwazi naitutile tuto mañi?



Phonics: -tion words

Using and understanding – tion words

Write the correct words on the lines from the box to complete each sentence:

caution
direction
question

definition
education
vacation

description
position



1. I had an important _____ to ask my teacher.
2. The _____ sign warned us to be careful.
3. Every summer our family takes a _____ to visit my cousins.
4. Which _____ are we going in?
5. For my vocabulary homework, I have to write the _____ of each word.
6. What _____ do you play in netball?
7. His _____ of the thief helped the police to catch the robber.
8. A good _____ will teach me important skills and information I will need for my future.

Can you think of any other words that end in -tion?

List them below:

Kutaleleza linombolo

2

$$\begin{array}{r} 124 \\ - 35 \\ \hline \\ \hline \end{array}$$

$$\begin{array}{r} 124 \\ + 35 \\ \hline \\ \hline \end{array}$$

$$\begin{array}{r} 367 \\ - 129 \\ \hline \\ \hline \end{array}$$


$$\begin{array}{r} 367 \\ + 129 \\ \hline \\ \hline \end{array}$$

$$\begin{array}{r} 897 \\ - 769 \\ \hline \\ \hline \end{array}$$

$$\begin{array}{r} 225 \\ + 336 \\ \hline \\ \hline \end{array}$$

$$\begin{array}{r} 821 \\ - 134 \\ \hline \\ \hline \end{array}$$

$$\begin{array}{r} 222 \\ + 278 \\ \hline \\ \hline \end{array}$$



$$\begin{array}{r} 666 \\ - 577 \\ \hline \\ \hline \end{array}$$

$$\begin{array}{r} 333 \\ + 477 \\ \hline \\ \hline \end{array}$$

Viki 21

Sitopa 3

Tateleza linombolo ze siyo.

$$122 + \square = 137$$

$$175 + \square = 201$$

$$223 + \square = 267$$

$$213 + \square = 250$$



$$345 + \square = 400$$

$$301 + \square = 389$$



Buima: Kg ni g

1. Unuhe mi ubea sika sesina ni bukiti ni kufita kuze mwatasi.

		500 g	1 kg
---	---	-------	------

2. Ubulele kuli zelatelela kizaniiti kapa buhata.

a) 4 000 g = 1 kg _____ b) 4 000 g = 2 kg _____

3. Talima fa maswanioso mi ualabe lipuzo zelatelela.

Silemu



25 g



85 g



95 g



150 g

a) Sipupe ni mbola buima bwazona kibukai halikopana?

b) Kanti sipupe ni sindolu zepeli zefahalimu halikoapna kibukai buima bwazona?

c) Kanti mbola sipupe ni ndolu zepeli zeo buima bwazona bufitu kai halikopana zetalu cwalo?

d) Kisibapaliso mañi sesibubebe kuzeli fahalimu?

e) Kisibapaliso mani sesibukiti kuzefahalimu?



Mitai

Mutai kiñi?

Mutai ki mulumo walituma nosi (a, e, i, o, u) abupwa hamubiza linzwi. “Kaze” ina ni mitai yemibeli “nja” ina ni mitai ulimuñwi. Manzwi a matelele ana ni mitai yemilalu kapa ye mine.

Mupalakatise miufumane mitai mwamanzwi amwatasi kimitai yemikai yeinzi mwalinzwi ni linzwi?

Ukona kubala nombolo ya mitai kakuñola mitai kaufela obala. Kukamba kwatusa ha mubala mitai.



Linzwi	Mutai wapili	Mutai wa bubeli	Mutai wabulalu	Mutyai wabune
1. Kaze	ka	ze		2 = yemi beli
2. Libelenge				=
3. Siswaniso				=
4. Nja				=
5. Sebelisa				=
6. Sabutokwa				=
7. Shakame				=
8. Lihaulo				=
9. Sinyunywani				=
10. Noha				=
11. Njanana				=
12. Tuso				=
13. Mezi akangezi				=
14. Likute				=
15. Una nilikute				=





Tatululo ya butata

1. Limango lileka N\$7 ilinwi. Zeketalizoho likaleka buhai?

2. Ma olenji kia 9 mwasi pampili sesitezi. Kiamakai maolenjio akaba mwalipampili zene zetezi?

3. Makilasi abasitopa sabulalu ki a 3. Kikilasi yishimba 125kg masaka. Kimasaka amakai ebashimbile basitopa sa 3.

4. Kuna ni 25 lita a mayumbelo a matakala mwa boloki ya kilasi. Kuna ni ma buloki a mayumbelo amakai kamukana?



Irregular plurals

1. Do you have freckles on one foot, or both of your _____?

a. foot	b. feet	c. fit	d. foots
---------	---------	--------	----------

2. One man is wearing blue, and two _____ are wearing green.

a. men	b. man	c. mens	d. mans
--------	--------	---------	---------

3. Some _____ are really sharp, so you have to be careful when using them.

a. knove	b. knife	c. knives	d. knifes
----------	----------	-----------	-----------

4. There are lots of _____ at the library today.

a. womans	b. women	c. womens	d. woman
-----------	----------	-----------	----------

5. Father Christmas has hundreds of _____ working for him.

a. elves	b. elv	c. elf	d. elfs
----------	--------	--------	---------

6. How many _____ are there in your family?

a. childs	b. child	c. children	d. childrens
-----------	----------	-------------	--------------

7. I saw a flock of white _____ at the lake yesterday.

a. gooses	b. geese	c. geeses	d. goose
-----------	----------	-----------	----------

8. Look at all of the _____ waiting in line for the movie!

a. persons	b. person	c. people	d. peoples
------------	-----------	-----------	------------

9. I hope we don't run into a pack of _____ on our camping trips.

a. wolves	b. wolf	c. wolfs	d. wolve
-----------	---------	----------	----------

10. How many _____ of bread did your mom bake?

a. loaf	b. loaf	c. loave	d. loaves
---------	---------	----------	-----------



Tafule ya Taimisi nikuzwisa

4 x ni ÷ tafule

Mutaimise

$1 \times 4 = 4$

$2 \times 4 = 8$

$3 \times 4 = 12$

$4 \times 4 = 16$

$5 \times 4 = 20$

$6 \times 4 = 24$

$7 \times 4 = 28$

$8 \times 4 = 32$

$9 \times 4 = 36$

$10 \times 4 = 40$

Muabele

$4 \div 4 = 1$

$8 \div 4 = 2$

$12 \div 4 = 3$

$\square \div 4 = 4$

$\square \div 4 = 5$

$\square \div 4 = 6$

$28 \div 4 = \square$

$32 \div 4 = \square$

$\square \div 4 = \square$

$\square \div 4 = \square$

5 x ni ÷ tafule

Mutaimise

$1 \times 5 = 5$

$2 \times 5 = 10$

$3 \times 5 = 15$

$4 \times 5 = 20$

$5 \times 5 = 25$

$6 \times 5 = 30$

$7 \times 5 = 35$

$8 \times 5 = 40$

$9 \times 5 = 45$

$10 \times 5 = 50$

Muabele

$5 \div 5 = 1$

$10 \div 5 = 2$

$15 \div 5 = 3$

$\square \div 5 = 4$

$\square \div 5 = 5$

$\square \div 5 = 6$

$35 \div 5 = \square$

$40 \div 5 = \square$

$\square \div 5 = \square$

$\square \div 5 = \square$

10 x ni ÷ tafule

Mutaimise

$1 \times 10 = 10$

$2 \times 10 = 20$

$3 \times 10 = 30$

$4 \times 10 = 40$

$5 \times 10 = 50$

$6 \times 10 = 60$

$7 \times 10 = 70$

$8 \times 10 = 80$

$9 \times 10 = 90$

$10 \times 10 = 100$

Muabele

$10 \div 10 = 1$

$20 \div 10 = 2$

$30 \div 10 = 3$

$\square \div 10 = 4$

$\square \div 10 = 5$

$\square \div 10 = 6$

$70 \div 10 = \square$

$80 \div 10 = \square$

$\square \div 10 = \square$

$\square \div 10 = \square$



Nako yefelile

4

Uñololole mibamba ni kucinca maezi amwa tusakana kuisa mwanako ya kale.

1. Lisa _____ (uzuha) kakulyeha maabani.
2. Zita _____ (ulibala) kukitisa dikishinali ya hae.
3. Sitamulaho _____ (bafita) kakulyeha.
4. Kante _____ (umema) mulikana hae kwa libuhelo la mazimu mwangala.
5. Simukwenga _____ (ulizeza) bokukwahae.
6. Helena _____ (utina) Jansi yahae yenca.
7. Simwanza _____ (upata) sifuma.
8. Sunda yefelile lu _____ (fufa) ka fulai kuya kwa Paris.
9. Kanyanso _____ (Uswanisa) maswaniso amande.
10. Davida _____ (upwaca) libaloni.
11. Lizazi _____ (libenya) maabani.
12. Bo ticele waka _____ baluta hande luli.
13. Wena _____ (lata) balikani ba hae.
14. Bamu _____ (tubeta) hañatañata.
15. Ni _____ (opela) mwasikwata saba opeli kwa sikolo.

Viki 21

Sitopa 3



Kuñola ndefazo


Njnga ye na ni butata

Uatalime katokomelo fa siswaniso sesili mwatasi mi ulike kufumana lika zelobañwi siyo hande kwanjinga ni mucobi wa njinga.

Ñola likalabo za hao mwasibaka sesili mwatasi.

Lika zesiyo hande kamucobi.

1. _____
2. _____
3. _____
4. _____



Lika zesiyo hande kwa njinga.

5. _____
6. _____
7. _____
8. _____

Buima: kg ni g

Maneku. Upume linzwi ni linzwi mi uliñambeke kwa magilemusi kapa kwama kilogimu kuli mulipime.

Gilemusi

Kilogilemu

Viki 21

Sitopa 3



sinyunywani	basi	potoloto	fulai	masheleñi
lemune	dikishinali	lisale	mota	pizi
mumbeta	fulai	bucwala	kii	koni
mulamu wambola	liboni	kunupo	mutu	kota





Bala manzwi azibo ni manzwi pono.

Manzwi azibo

- kuselaela
- licalano
- simu
- mibisi
- matali
- lizazi

Manzwi apuno

- sikwenda
- ñola
- kuya
- si
- kale
- kuzwa




Kuzwisa

Upange 10 kakukopanya

Uakufe mi ubenimuikwa! Ukopanye upange 10 sapili.

$6 + 5 + 4 =$	$3 + 7 + 7 =$
$7 + 3 + 6 =$	$9 + 4 + 1 =$
$8 + 2 + 5 =$	$8 + 7 + 3 =$
$2 + 4 + 6 =$	$8 + 2 + 8 =$
$7 + 5 + 5 =$	$1 + 8 + 9 =$
$6 + 2 + 8 =$	$9 + 8 + 2 =$
$5 + 6 + 8 + 4 + 4 + 5 + 2 =$	
$7 + 9 + 4 + 1 + 6 + 8 + 3 =$	



$$\begin{array}{r} 7 \\ 3 \\ + 7 \\ \hline \\ \hline \end{array}$$

$$\begin{array}{r} 6 \\ 4 \\ + 8 \\ \hline \\ \hline \end{array}$$

$$\begin{array}{r} 9 \\ 6 \\ + 1 \\ \hline \\ \hline \end{array}$$

$$\begin{array}{r} 4 \\ 6 \\ + 3 \\ \hline \\ \hline \end{array}$$



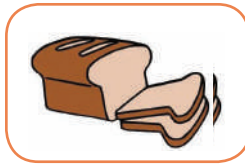
Phonics: 'oa' words

boat

soap

loaf

Choose the correct word to write
under the picture.





Choose from the following words to
fill the gaps.

road

goat

oak

coat

toad

1. There is an _____ tree in the park.

2. Sam put the _____ in the pond.

3. Mum helped us to cross the _____.

4. Dan hung his _____ with a peg.

5. We fed the _____ on the farm.

Draw a little
picture of
one of the
sentences.

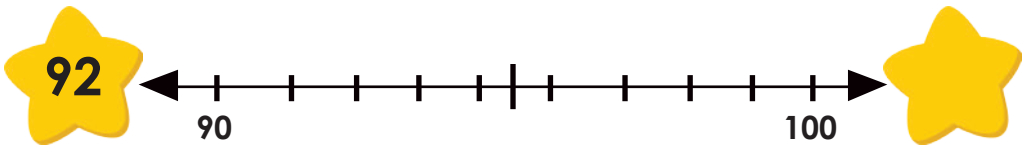
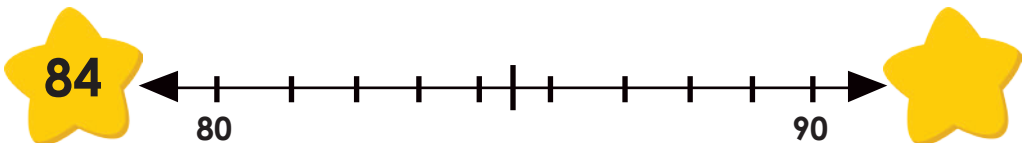
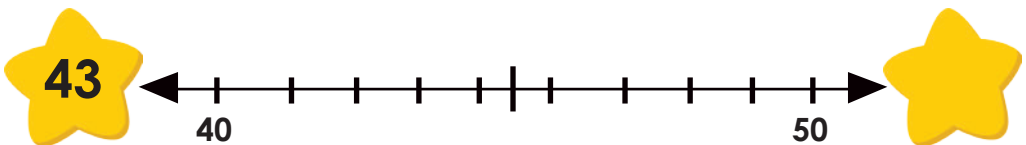
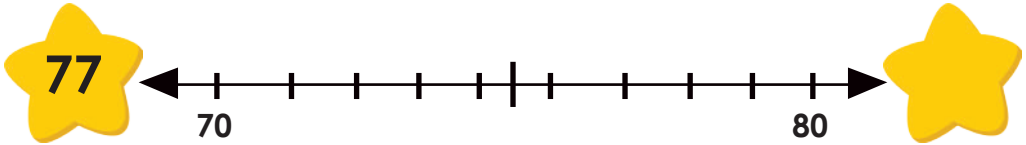
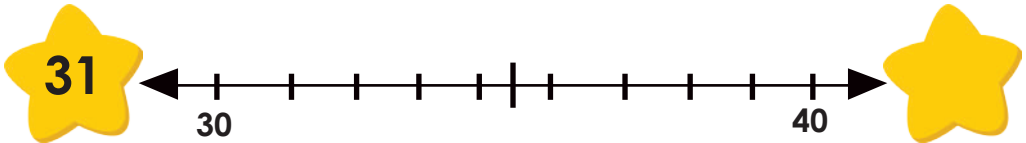
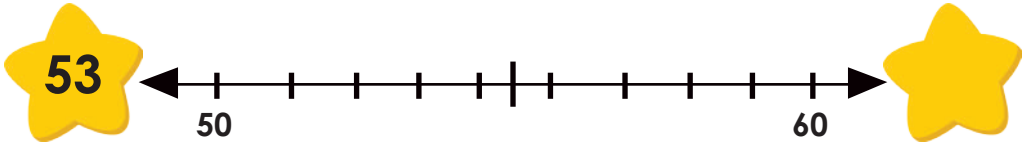
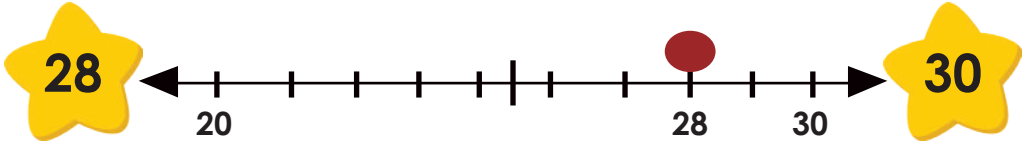




Kufumana nombolo yeli bukaufi ni 10

2

Zakulatelela: Mufumane nombolo yeli bukaufi ni 10 kakusebelisa Mubamba wa linombolo yapili lumiezelize yona.



Viki 22

Sitopa 3



Kubala likande

2

Bala likande:

Bacali balicalano mwa Namibia: siemba sabatu.

Libizo lalicalano zelitalusa siemba satu. Likande la kale le lilutaluseza kamo ubonela ni balimu balunasiohulu kwa mutulo wa nambia. Kale kaleko mushobo wama khoi khoi neba lelekezwi kwa mbowela. Sebasia mandu abona mi nizena baluwile kaufela kakuli mishobo ya kwa mutulo nebalwana nibona. Kasamulaho wakutula huka ya olenji, babañwi sebaitemuna ni kukutela mwa Namibia seba fetuha liemba zabatu nilifateho zetalimezi kwa mutulo nako kaufela.

1. Likande le lilutaluseza sikamañi kaza siemba sabantu salicalano.

2. Kimushobo mañi omatezi kwambowela?

3. Kiñi hane batutile?

4. Ñola libizo lanuka yoitutile mwalikande le?

Viki 22

Sitoppa 3



Tatululo ya butata

2

1. Mulimi ushimbile 132 masaka amauza kuisa kwamusika la mubulo mi aisa hape a 94 labulalu. Ki masaka amakai kaufela ona aile kwa musika?

2. Bondate bashimbile 279 masaka ambonyi kwamusika. Babana niamañwi a 113 masaka asiezi. Ki masaka amakai abaleksize a mbonyi?

3. Mushe ucala litoze. Toze ni toze ifiwa 50 ml ya mezi kazazi. Kioma ml afiti kai amezi aksebelisa fa sicalano siliñwi mwasunda iliñwi?

4. Malemune ki a 71 ni likota zama apule ze 84. Maliha haafelile likota ze 34 zashwa. Kusiezi likota zekai?

5. Nina ni 120 macwe. Nawina a 64 nikulatehelwa a 35. Nina ni amakai a siezi?



Word puzzle

A mustard seed faith

He replied, "If you have faith as small as a mustard seed, you can say to this mulberry tree, "Be uprooted and planted in the sea," and it will obey you." **Luke 17:6 (NIV)**

mustard

tree

seed

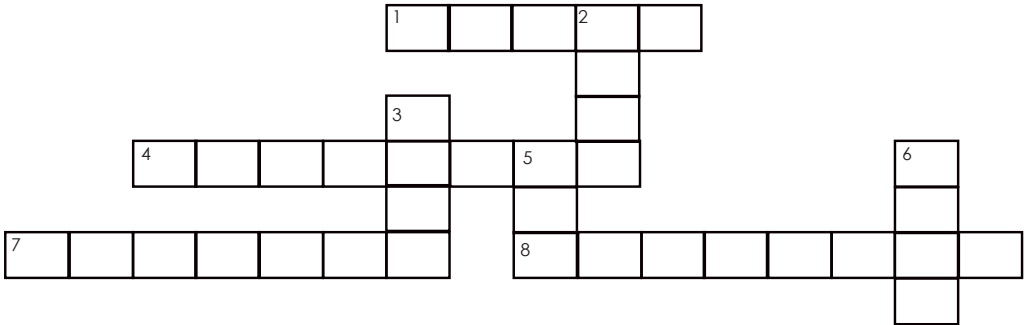
obey

faith

increase

sea

apostles



ACROSS

1. Belief in the truth, value, or trustworthiness of a person or idea

4. To make greater or larger

7. A thick yellow liquid that tastes spicy and is eaten in small amounts on meat and sandwiches

8. Twelve disciples chosen by Jesus to preach the gospel

DOWN

2. A tall plant with a wooden trunk branches and leaves

3. A small kernel that is buried in the ground to grow a new plant

5. A large area of salt water partly or completely surrounded by land

6. To do what you are told or expected to do



Butelele

Usebelise lula mi ueze mubamba ootolohile kakuya kabutelele bobu suupelizwe kwanzohoto.

12cm

17 cm

5cm

Viki 22

Sitopa 3

Upime lika zelatelele:



Butelele: _____cm




Butelele: _____cm



Mwaku calela toze ya sicalano

3

Ñola mihato mokucalelwa toze ya sicalano.



Sapili




Sesilatelela



Kuzwafo



Samafelelezo



Viki 22

Sitopa 3



Masheleñi

1. Bo Kasokonya baya kwalintolo. Babata kuyoleka lika zesupelize mwatasi. Bea miwayawaya ni masheleñi amapampili mwasikwenda ebakatokwa.

a)	 N\$25.00	  
b)	 N\$4.20	      
c)	 N\$13.80	       

Bakakutelwa ki masheleñi afita kai?

Tomasi uleka lico fa N\$37. Ulifa 50 ya mampili. Usebeza kuli uka kutelwa masheleñi afita kai kakukopanya $N\$ 37 + N\$10 + N\$1 = N\$1 + N\$1 = N\50
 $N\$10 + N\$1 + N\$1 + N\$1 = N\$13.$

Ba swanela kukutelwa N\$ 13.

Utuse Tomasi kufumana kuli uka kutelwa kibukai haiba:

a) Uleka lico za N\$41. Ulifa N\$ 560 ya mampapili.

b) Litino ze leka N\$26. Ulifa N\$20 ni ma N\$5.00 amabeli miwayawaya.

c) Maswiti aleka N\$12.80. ulifa N\$10 ya mampapili ni miwayawaya ye talu ya N\$ 1.00

Adjectives

s	t	a	l	l	p	n	y	g	l	i	g
g	h	l	d	r	o	v	n	n	j	e	r
e	a	o	e	j	a	v	h	i	x	n	e
t	l	t	r	e	e	g	e	r	t	g	a
w	t	w	h	t	q	c	l	o	s	l	t
y	g	n	o	r	t	s	t	b	a	i	i
s	e	s	u	s	y	c	v	i	f	s	m
k	r	l	t	y	l	g	u	p	v	h	p
u	a	u	t	k	l	i	g	h	t	e	v
d	d	e	y	t	s	l	o	w	f	b	s
y	x	q	w	w	i	m	e	u	n	i	i
t	r	j	d	s	e	l	n	d	i	g	v

Find all the words below:

big

pretty

fun

strong

little

ugly

boring

weak

fast

heavy

tall

adjectives

slow

light

short



Write a sentence with each of the following adjectives:

1. pretty _____

2. short _____

Fill in an adjective

1. During winter it is very _____.

2. Peter plays with his _____ kite.



Taimisi

Taleleza tafule, kakusebelisa mutala.

X2	2	8	10	7	4	6	9	1	5	3
X2	4									

X3	3	5	8	10	1	7	4	9	2	6
X3	6									

X4	2	5	7	1	8	9	3	6	4	10
X4	8									

X5	1	5	7	3	9	6	8	4	10	2
X5	5									

X10	3	8	2	6	10	4	1	7	5	9
X10	30									





Verbs in Present Tense

A good way of understanding verbs is to think of them as action, or doing words. They show what someone or something is doing.

All the action words in these sentences are showing what someone or something is doing now. We call this the present tense. We often add 'am', 'is' or 'are' in front of the verb.

Circle the action words below. Include 'am', 'is' or 'are' as part of the verb.

1. We are watching football on the T.V.
2. I am playing with my new game.
3. The phone is ringing in the kitchen.

We also use verbs in the present tense for things that happen often or all the time

Circle the verbs below.

1. Grandad digs the garden every day.
2. Granny works in the charity shop.
3. The ducks swim in the local lake.
4. Every week Sam buys a computer magazine from the shop.

Make up interesting sentences using these verbs in the present tense.

helps

loves

is barking

are riding

am enjoying





Kukopanya ni kuzwisa

5

$$\begin{array}{r} 383 \\ - 270 \\ \hline \\ \hline \end{array}$$

$$\begin{array}{r} 248 \\ + 191 \\ \hline \\ \hline \end{array}$$

$$\begin{array}{r} 296 \\ - 73 \\ \hline \\ \hline \end{array}$$

$$\begin{array}{r} 349 \\ + 134 \\ \hline \\ \hline \end{array}$$

$$\begin{array}{r} 486 \\ - 254 \\ \hline \\ \hline \end{array}$$

$$\begin{array}{r} 316 \\ + 248 \\ \hline \\ \hline \end{array}$$

Viki 22

Sitopa 3

$$\begin{array}{r} 281 \\ - 173 \\ \hline \\ \hline \end{array}$$

$$\begin{array}{r} 292 \\ + 148 \\ \hline \\ \hline \end{array}$$

$$\begin{array}{r} 448 \\ - 419 \\ \hline \\ \hline \end{array}$$

$$\begin{array}{r} 415 \\ + 117 \\ \hline \\ \hline \end{array}$$

$$\begin{array}{r} 346 \\ - 219 \\ \hline \\ \hline \end{array}$$

$$\begin{array}{r} 254 \\ + 209 \\ \hline \\ \hline \end{array}$$



Success begins with education

Parents will be able to visit the website and watch daily videos or they can subscribe to our Zoshy Telegram channel to receive daily videos. One can also download the PDF version of the book on the website. Also watch our daily show on Active Kids to watch your favourite lessons.



<https://t.me/zoshyonline>

How does it work?



Easy peasy steps to follow

Register at zoshy

You can save your favourite lessons and find them easier

For extra perks!



ONLINE

Step 1: Find us at www.zoshy.online or scan the QR code

Step 2: Find your grade and select the year

Step 3: Choose your language

Step 4: Choose the week you want to learn out of

Step 5: Choose lessons from what lessons there are

Step 6: Download booklet if you do not have it

Step 7: Watch and follow the teacher as she explains what to do in the book

Step 8: Follow us on Facebook (Zoshy & Active Kids) to never miss a video

Step 9: Subscribe to our Zoshy Telegram channel if you want to receive daily updates



www.zoshy.online

In collaboration with the Ministry of Education, Arts and Culture

PRINT

1

Turn the booklet to landscape.



2

Take a ruler & tear the booklet at the top long fold.



3

Fold the booklet in half.



4

The learning journey can start.



STEPS
HOW TO TEAR & USE
THE BOOKLET



Capricorn Foundation





Keep the school and your village clean

Don't cut trees. Plant trees!

Don't kill wild animals

Reuse and Recycle

