

# Grade 3: Week 21 & 22

English



## Safety for cyclists Plant and growth



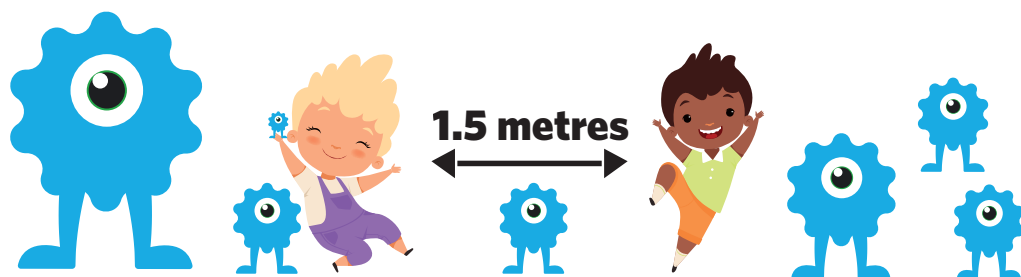
Ministry of Education,  
Arts and Culture



Capricorn Foundation

unicef   
for every child





These numbers indicate which day you can complete each worksheet! But if you want to, you can work ahead and do the rest as well.

**This publication is a collaboration between the Ministry of Education, Arts and Culture and Namibia Media Holdings. This publication is sponsored by the Ministry.**

**Copyright © Ministry of Education, Arts and Culture.** All parts of this publication cannot be reproduced, stored in a retrieval system or transmitted in any form or by any means, electronic, mechanical, photocopying, recording or otherwise without prior permission of the Ministry of Education, Arts and Culture or the Publisher.

**Production by: Namibia Media Holdings**  **NAMIBIA MEDIA HOLDINGS**

**Printing: Newsprint Namibia** 

**The Ministry of Education, Arts and Culture**  
**www.moe.gov.na**



# Vocabulary

## Vocabulary

- pedestrian
- vehicle
- traffic
- cyclists
- bicycle

## Sight words

- old
- his
- by
- work
- goes
- or

Make sentences using the following vocabulary words:

traffic: \_\_\_\_\_

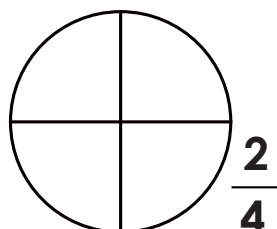
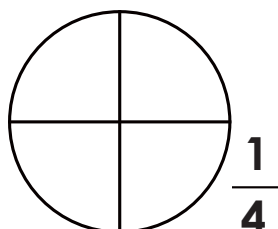
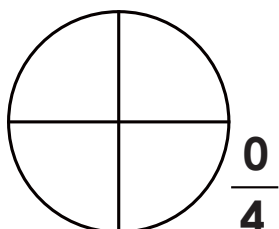
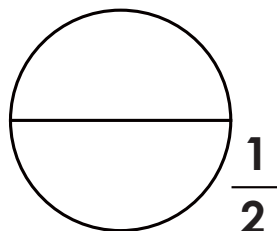
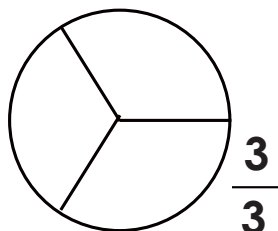
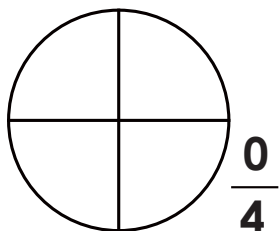
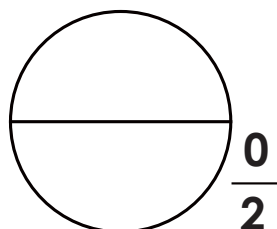
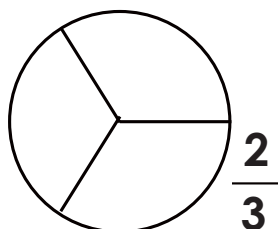
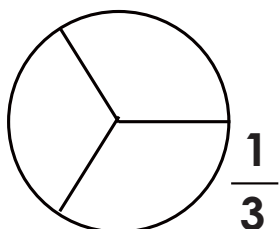
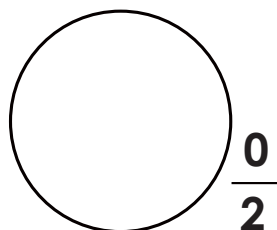
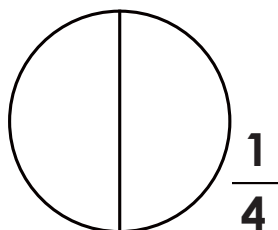
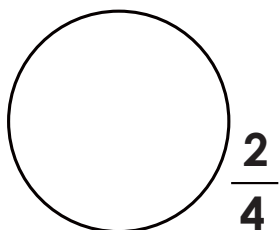
pedestrian: \_\_\_\_\_

bicycle: \_\_\_\_\_



# Fractions

Colour sections of each circle to model each fraction.





# Reading comprehension

**Read the story and answer the questions:**

## **Timo's red bicycle**

Timo has a new bicycle. Some of the boys at school are jealous. It is a beautiful red bicycle with white stripes. He rides to school with his bicycle. His mother told him many times to be careful and stay as close to the side of the road as possible. His father bought him a lock and chain to lock up his bicycle. One day he left his red bicycle in front of Mr. Brown's shop. He didn't lock it. Someone took his bicycle. When Timo came back, his bicycle was gone.

"It's gone, it's gone. Someone has stolen my red bicycle!" he cried. He was so afraid. "What am I going to do?" he sobbed.



1. What is the colour of Timo's bicycle?  
\_\_\_\_\_
2. Why did his mother tell him to be careful and stay as close to the side of the road?  
\_\_\_\_\_
3. What lesson did Timo learn?  
\_\_\_\_\_



# Phonics: -tion words

## Using and understanding – tion words

Write the correct words on the lines from the box to complete each sentence:

caution  
direction  
question

definition  
education  
vacation

description  
position



1. I had an important \_\_\_\_\_ to ask my teacher.
2. The \_\_\_\_\_ sign warned us to be careful.
3. Every summer our family takes a \_\_\_\_\_ to visit my cousins.
4. Which \_\_\_\_\_ are we going in?
5. For my vocabulary homework, I have to write the \_\_\_\_\_ of each word.
6. What \_\_\_\_\_ do you play in netball?
7. His \_\_\_\_\_ of the thief helped the police to catch the robber.
8. A good \_\_\_\_\_ will teach me important skills and information I will need for my future.

Can you think of any other words that end in -tion?

List them below:

---

---

---



---

---

---

## Computation

$$\begin{array}{r} 124 \\ - 35 \\ \hline \\ \hline \end{array}$$

$$\begin{array}{r} 124 \\ + 35 \\ \hline \\ \hline \end{array}$$

$$\begin{array}{r} 367 \\ - 129 \\ \hline \\ \hline \end{array}$$


$$\begin{array}{r} 367 \\ + 129 \\ \hline \\ \hline \end{array}$$

$$\begin{array}{r} 897 \\ - 769 \\ \hline \\ \hline \end{array}$$

$$\begin{array}{r} 225 \\ + 336 \\ \hline \\ \hline \end{array}$$

$$\begin{array}{r} 821 \\ - 134 \\ \hline \\ \hline \end{array}$$

$$\begin{array}{r} 222 \\ + 278 \\ \hline \\ \hline \end{array}$$



$$\begin{array}{r} 666 \\ - 577 \\ \hline \\ \hline \end{array}$$

$$\begin{array}{r} 333 \\ + 477 \\ \hline \\ \hline \end{array}$$

Week 21

Grade 3

Fill in the missing numbers.

$$122 + \square = 137$$

$$175 + \square = 201$$

$$223 + \square = 267$$

$$213 + \square = 250$$



$$345 + \square = 400$$

$$301 + \square = 389$$



# Mass: kg and g

1) Estimate and circle the one that is heavier:

		<b>500 g      1 kg</b>
---	---	------------------------

2) Say if the following is True or False:

a) 4 000 g = 1 kg \_\_\_\_\_      b) 4 000 g = 2 kg \_\_\_\_\_

3) Look at the pictures and answer the following questions:

Gram



25 g



85 g



95 g



150 g

a. How much does the doll and the ball weigh altogether?

---

b. How much does the doll and the teddy bear weigh altogether?

---

c. How much does the ball, doll and the teddy bear weigh altogether?

---

d. Which toy is the lightest?

---

e. Which toy is the heaviest?

---

# Syllables

## What is a syllable?

A syllable is the sound of a vowel(a,e,i,o,u) that's created when you pronounce a word.

"Cat" has one syllable and "kitten" has two. Longer words have three or more.



## Practise identifying syllables in the words below.

How many syllables are there in each word? You can count the number of syllables by writing each syllable you read. It helps to clap when you read each syllable.

Word	Syllable 1	Syllable 2	Syllable 3	How many?
1. kitten	kit	ten		= 2
2. flute				=
3. picture				=
4. dog				=
5. use				=
6. useful				=
7. rabbit				=
8. window				=
9. bird				=
10. snack				=
11. puppy				=
12. support				=
13. snow				=
14. respect				=
15. respectful				=





# Problem solving

1. Mangoes cost N\$7 each. How much will 5 mangoes cost?

---

---

2. There are 9 oranges in a packet. How many oranges are there in 4 packets?

---

---

3. There are three grade 3 classes. Each grade 3 class picked up 125kg bags of litter. How many kg of litter were picked up altogether?

---

---

4. There are 25 litter bins outside each block of classrooms. There are 10 blocks of classrooms. How many litter bins are there altogether?

---

---

Week 21

Grade 3



# Irregular plurals

1. Do you have freckles on one foot, or both of your \_\_\_\_\_?

a. foot	b. feet	c. fit	d. foots
---------	---------	--------	----------

2. One man is wearing blue, and two \_\_\_\_\_ are wearing green.

a. men	b. man	c. mens	d. mans
--------	--------	---------	---------

3. Some \_\_\_\_\_ are really sharp, so you have to be careful when using them.

a. knove	b. knife	c. knives	d. knifes
----------	----------	-----------	-----------

4. There are lots of \_\_\_\_\_ at the library today.

a. womans	b. women	c. womens	d. woman
-----------	----------	-----------	----------

5. Father Christmas has hundreds of \_\_\_\_\_ working for him.

a. elves	b. elv	c. elf	d. elfs
----------	--------	--------	---------

6. How many \_\_\_\_\_ are there in your family?

a. childs	b. child	c. children	d. childrens
-----------	----------	-------------	--------------

7. I saw a flock of white \_\_\_\_\_ at the lake yesterday.

a. geoses	b. geese	c. geeses	d. goose
-----------	----------	-----------	----------

8. Look at all of the \_\_\_\_\_ waiting in line for the movie!

a. persons	b. person	c. people	d. peoples
------------	-----------	-----------	------------

9. I hope we don't run into a pack of \_\_\_\_\_ on our camping trips.

a. wolves	b. wolf	c. wolfs	d. wolve
-----------	---------	----------	----------

10. How many \_\_\_\_\_ of bread did your mom bake?

a. loafs	b. loaf	c. loave	d. loaves
----------	---------	----------	-----------



# Multiplication and Division

## 4 x and ÷ table

### Multiply

$1 \times 4 = 4$

$2 \times 4 = 8$

$3 \times 4 = 12$

$4 \times 4 = 16$

$5 \times 4 = 20$

$6 \times 4 = 24$

$7 \times 4 = 28$

$8 \times 4 = 32$

$9 \times 4 = 36$

$10 \times 4 = 40$

### Divide

$4 \div 4 = 1$

$8 \div 4 = 2$

$12 \div 4 = 3$

$\square \div 4 = 4$

$\square \div 4 = 5$

$\square \div 4 = 6$

$28 \div 4 = \square$

$32 \div 4 = \square$

$\square \div 4 = \square$

$\square \div 4 = \square$

## 5 x and ÷ table

### Multiply

$1 \times 5 = 5$

$2 \times 5 = 10$

$3 \times 5 = 15$

$4 \times 5 = 20$

$5 \times 5 = 25$

$6 \times 5 = 30$

$7 \times 5 = 35$

$8 \times 5 = 40$

$9 \times 5 = 45$

$10 \times 5 = 50$

### Divide

$5 \div 5 = 1$

$10 \div 5 = 2$

$15 \div 5 = 3$

$\square \div 5 = 4$

$\square \div 5 = 5$

$\square \div 5 = 6$

$35 \div 5 = \square$

$40 \div 5 = \square$

$\square \div 5 = \square$

$\square \div 5 = \square$

## 10 x and ÷ table

### Multiply

$1 \times 10 = 10$

$2 \times 10 = 20$

$3 \times 10 = 30$

$4 \times 10 = 40$

$5 \times 10 = 50$

$6 \times 10 = 60$

$7 \times 10 = 70$

$8 \times 10 = 80$

$9 \times 10 = 90$

$10 \times 10 = 100$

### Divide

$10 \div 10 = 1$

$20 \div 10 = 2$

$30 \div 10 = 3$

$\square \div 10 = 4$

$\square \div 10 = 5$

$\square \div 10 = 6$

$70 \div 10 = \square$

$80 \div 10 = \square$

$\square \div 10 = \square$

$\square \div 10 = \square$





# Irregular past tense


4

**Rewrite the sentences and change the verb in brackets to its past tense**

1. Luisa \_\_\_\_\_ (wake) up very early yesterday.
2. Fiona \_\_\_\_\_ (forget) to bring her dictionary.
3. Oscar and Lisa \_\_\_\_\_ (arrive) quite late.
4. Kate \_\_\_\_\_ (invite) him to the cinema.
5. George \_\_\_\_\_ (call) his grandparents.
6. Helen \_\_\_\_\_ (wear) her new jacket.
7. William \_\_\_\_\_ (hide) his treasure.
8. Last week we \_\_\_\_\_ (fly) by plane to Paris.
9. Anne \_\_\_\_\_ (draw) some beautiful pictures.
10. David \_\_\_\_\_ (blow) some balloons.
11. The sun \_\_\_\_\_ (shine) yesterday.
12. My teacher \_\_\_\_\_ (teach) very well.
13. You \_\_\_\_\_ (love) your friends.
14. They \_\_\_\_\_ (give) me a lot of kisses.
15. I \_\_\_\_\_ (sing) in the school choir.

Week 21

Grade 3



# Creative writing

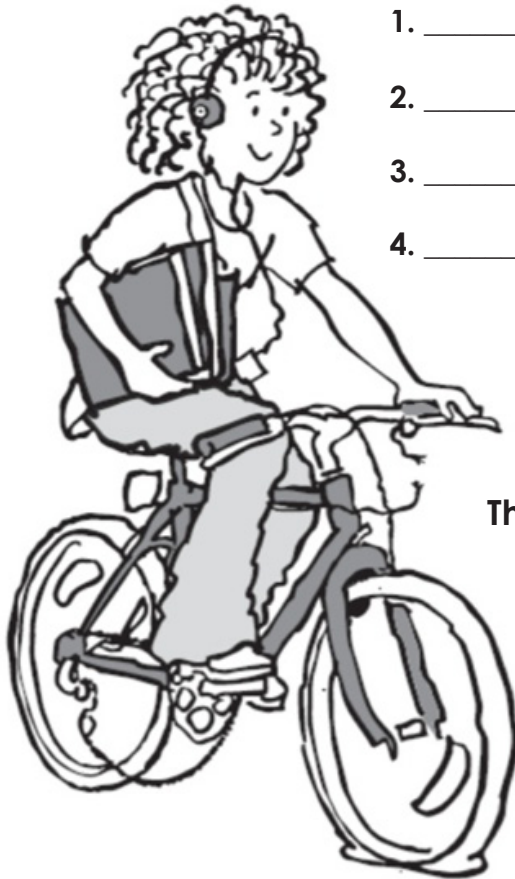
## A faulty bike

Look carefully at the picture below and try to find 8 things wrong with the bike and the rider.

Write your answers in the space below.

Things wrong with the rider:

1. \_\_\_\_\_
2. \_\_\_\_\_
3. \_\_\_\_\_
4. \_\_\_\_\_



Things wrong with the bike:

5. \_\_\_\_\_
6. \_\_\_\_\_
7. \_\_\_\_\_
8. \_\_\_\_\_

# Mass: kg and g

Directions. Cut each word out and decide if you would use grams or kilograms to weigh it. Paste it in the correct column.

Grams	Kilograms



bird	bus	pencil	plane	dollar bill
lemon	dictionary	ring	car	zebra
bed	fly	bear	key	book
baseball	elephant	button	person	tree



## Read the vocabulary and the sight words.

### Vocabulary

- watering
- plants
- garden
- roots
- leaves
- sun

### Sight words

- around
- write
- going
- the
- old
- of



# Subitizing

## Make 10 to Add

Be efficient and strategic! Make 10 first to add quickly.

$$6 + 5 + 4 =$$

$$3 + 7 + 7 =$$

$$7 + 3 + 6 =$$

$$9 + 4 + 1 =$$

$$8 + 2 + 5 =$$

$$8 + 7 + 3 =$$

$$2 + 4 + 6 =$$

$$8 + 2 + 8 =$$

$$7 + 5 + 5 =$$

$$1 + 8 + 9 =$$

$$6 + 2 + 8 =$$


$$9 + 8 + 2 =$$

$$5 + 6 + 8 + 4 + 4 + 5 + 2 =$$

$$7 + 9 + 4 + 1 + 6 + 8 + 3 =$$

Week 22

Grade 3



$$\begin{array}{r} 7 \\ 3 \\ + 7 \\ \hline \\ \hline \end{array}$$

$$\begin{array}{r} 6 \\ 4 \\ + 8 \\ \hline \\ \hline \end{array}$$

$$\begin{array}{r} 9 \\ 6 \\ + 1 \\ \hline \\ \hline \end{array}$$

$$\begin{array}{r} 4 \\ 6 \\ + 3 \\ \hline \\ \hline \end{array}$$



# Phonics: 'oa' words


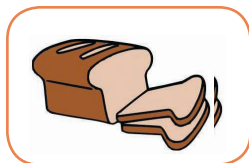
1

boat

soap

loaf

Choose the correct word to write under the picture.



\_\_\_\_\_

\_\_\_\_\_

\_\_\_\_\_



Choose from the following words to fill the gaps.

road

goat

oak

coat

toad

1. There is an \_\_\_\_\_ tree in the park.

2. Sam put the \_\_\_\_\_ in the pond.

3. Mum helped us to cross the \_\_\_\_\_.

4. Dan hung his \_\_\_\_\_ with a peg.

5. We fed the \_\_\_\_\_ on the farm.

Draw a little picture of one of the sentences.

Week 22

Grade 3



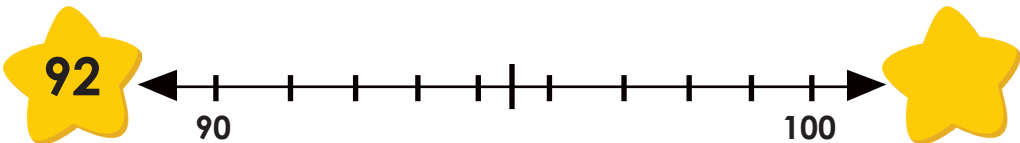
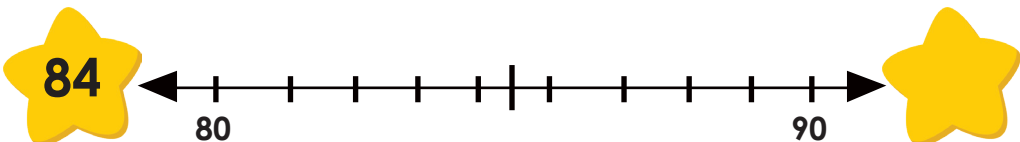
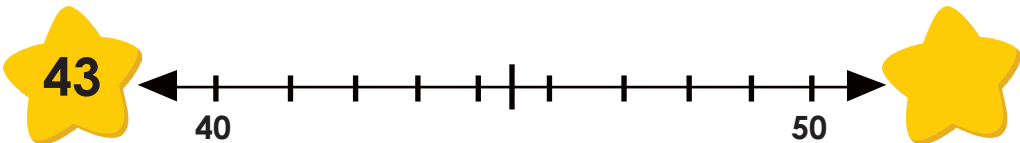
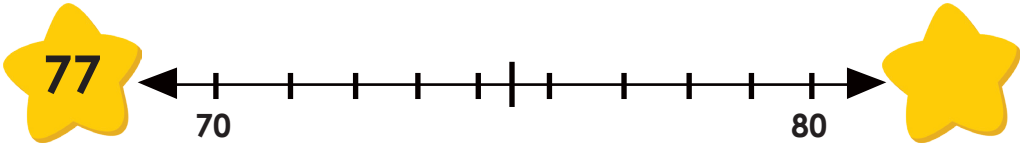
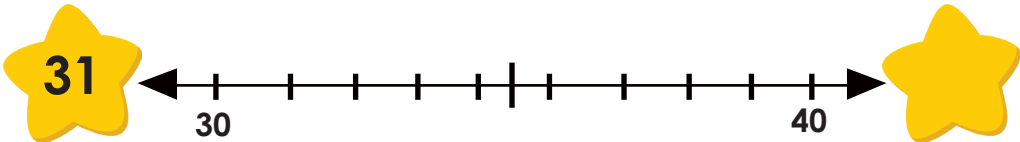
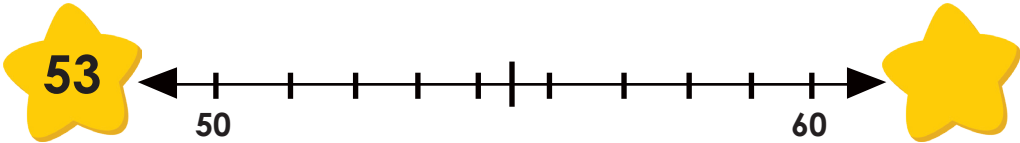
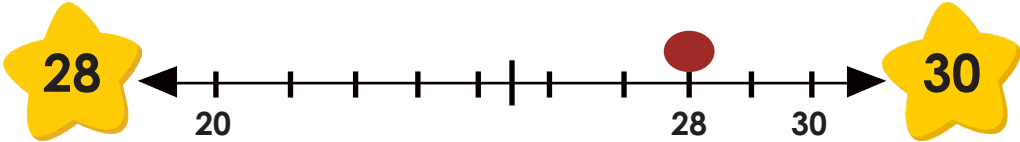


# Rounding off to the nearest 10

**Directions:** Round to the nearest 10 by using the number line.  
The first one has been done for you.

Week 22

Grade 3





# Reading Comprehension

Read the story:

## The 'plant-people' of Namibia: Half-human

The name of these strange plants means 'half-human'. This old story tells how they are connected to long-ago people in the far south of Namibia.

Long ago the Khoi-khoi people were made to move south. They had to leave their homes and all their belongings because the tribes of the north were fighting with them.

After they crossed the Orange River, some of them turned to look back. They were turned into 'half-human' with their faces looking north forever.

1. What does this story tell us about the 'half-human' plant?

---

2. Which tribe moved south?

---

3. Why did they move?

---

4. Write down the name of the river mentioned in the story?

---



# Problem Solving

1. A farmer took 132 bags of mahangu to the market on Monday and 94 bags on Wednesday. How many bags did he take altogether?
- 
- 

2. Dad took 279 bags of maize to the market. He still has 113 bags left? How many bags of maize did he sell?
- 
- 

3. A bag of maize costs N\$ 85,00. How much will 3 bags of maize cost?
- 
- 

4. Moses are planting seeds. He gives each mealie plant 50ml water each day. How many ml of water did one plant get in a week?
- 
- 

5. There are 71 lemon trees and 84 apple trees. After the winter 34 trees died. How many trees are left?
- 
- 

6. I have 120 marbles. I win 64 more and loose 35. How many do I have left?
- 
- 

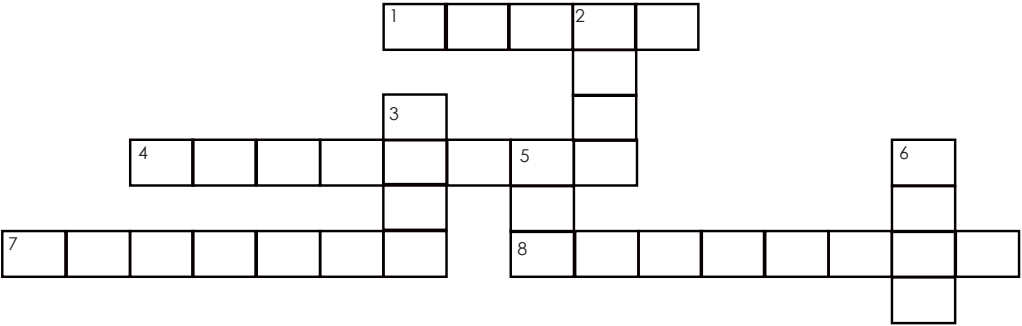


# Word puzzle

## A mustard seed faith

He replied, “If you have faith as small as a mustard seed, you can say to this mulberry tree, “Be uprooted and planted in the sea,” and it will obey you.” **Luke 17:6 (NIV)**

mustard	tree	seed	obey
faith	increase	sea	apostles



### ACROSS

- 1. Belief in the truth, value, or trustworthiness of a person or idea
- 4. To make greater or larger
- 7. A thick yellow liquid that tastes spicy and is eaten in small amounts on meat and sandwiches
- 8. Twelve disciples chosen by Jesus to preach the gospel

### DOWN

- 2. A tall plant with a wooden trunk branches and leaves
- 3. A small kernel that is buried in the ground to grow a new plant
- 5. A large area of salt water partly or completely surrounded by land
- 6. To do what you are told or expected to do



# Length

Use a ruler and draw a straight line according to the length indicated on the left.

12cm

17 cm

5cm

Week 22

Grade 3

Measure the following items:



Length: \_\_\_\_\_cm




Length: \_\_\_\_\_cm



# How to plant a seed?


Write the steps you take to plant a seed.




**First =**




**Next =**



**Then =**



**Last =**



# Money

1. Martin is going shopping. He wants to buy the items shown. Circle the coins and notes that he needs.

a)  N\$25.00	  
b)  N\$4.20	     
c)  N\$13.80	        

Week 22  
Grade 3

## How much change?

Tom buys food for N\$37. He pays with a N\$50 note. He works out how much change he must get by adding on

$N\$37 + N\$10 + N\$1 + N\$1 + N\$1 = N\$50$

$N\$10 + N\$1 + N\$1 + N\$1 = N\$13.$

He must get N\$13 change.

Help Tom to work out how much change he must get if:

- a) The food costs N\$41. He pays with a N\$50 note.  
\_\_\_\_\_
- b) Clothes cost N\$26. He pays with a N\$20 and two N\$5 coins.  
\_\_\_\_\_
- c) Sweets cost N\$12,80. He pays with N\$10 and three N\$1 coins.  
\_\_\_\_\_

# Adjectives

Find all the words below:

big

pretty

fun

strong

little

ugly

boring

weak

fast

heavy

tall

adjectives

slow

light

short



s	t	a	l	l	p	n	y	g	l	i	g
g	h	l	d	r	o	v	n	n	j	e	r
e	a	o	e	j	a	v	h	i	x	n	e
t	l	t	r	e	e	g	e	r	t	g	a
w	t	w	h	t	q	c	l	o	s	l	t
y	g	n	o	r	t	s	t	b	a	i	i
s	e	s	u	s	y	c	v	i	f	s	m
k	r	l	t	y	l	g	u	p	v	h	p
u	a	u	t	k	l	i	g	h	t	e	v
d	d	e	y	t	s	l	o	w	f	b	s
y	x	q	w	w	i	m	e	u	n	i	i
t	r	j	d	s	e	l	n	d	i	g	v

Week 22

Grade 3

Write a sentence with each of the following adjectives:

1. pretty \_\_\_\_\_

\_\_\_\_\_

2. short \_\_\_\_\_

\_\_\_\_\_

Fill in an adjective

1. During winter it is very \_\_\_\_\_.

2. Peter plays with his \_\_\_\_\_ kite.



# Multiplication

Complete the tables, using the example.

X2	2	8	10	7	4	6	9	1	5	3
X2	4									

X3	3	5	8	10	1	7	4	9	2	6
X3	6									

X4	2	5	7	1	8	9	3	6	4	10
X4	8									

X5	1	5	7	3	9	6	8	4	10	2
X5	5									

X10	3	8	2	6	10	4	1	7	5	9
X10	30									





# Verbs in Present Tense



A good way of understanding verbs is to think of them as action, or doing words. They show what someone or something is doing.

All the action words in these sentences are showing what someone or something is doing now. We call this the present tense. We often add 'am', 'is' or 'are' in front of the verb.

**Circle the action words below. Include 'am', 'is' or 'are' as part of the verb.**

1. We are watching football on the T.V.
2. I am playing with my new game.
3. The phone is ringing in the kitchen.

**We also use verbs in the present tense for things that happen often or all the time**

**Circle the verbs below.**

1. Grandad digs the garden every day.
2. Granny works in the charity shop.
3. The ducks swim in the local lake.
4. Every week Sam buys a computer magazine from the shop.

**Make up interesting sentences using these verbs in the present tense.**

helps

loves

is barking

are riding

am enjoying

---



---



---



---



---





# Addition and Subtraction

5

$$\begin{array}{r} 383 \\ - 270 \\ \hline \\ \hline \end{array}$$

$$\begin{array}{r} 248 \\ + 191 \\ \hline \\ \hline \end{array}$$

$$\begin{array}{r} 296 \\ - 73 \\ \hline \\ \hline \end{array}$$

$$\begin{array}{r} 349 \\ + 134 \\ \hline \\ \hline \end{array}$$

$$\begin{array}{r} 486 \\ - 254 \\ \hline \\ \hline \end{array}$$

$$\begin{array}{r} 316 \\ + 248 \\ \hline \\ \hline \end{array}$$

$$\begin{array}{r} 281 \\ - 173 \\ \hline \\ \hline \end{array}$$

$$\begin{array}{r} 292 \\ + 148 \\ \hline \\ \hline \end{array}$$

$$\begin{array}{r} 448 \\ - 419 \\ \hline \\ \hline \end{array}$$

$$\begin{array}{r} 415 \\ + 117 \\ \hline \\ \hline \end{array}$$

$$\begin{array}{r} 346 \\ - 219 \\ \hline \\ \hline \end{array}$$

$$\begin{array}{r} 254 \\ + 209 \\ \hline \\ \hline \end{array}$$

# Success begins with education

Parents will be able to visit the website and watch daily videos or they can subscribe to our Zoshy Telegram channel to receive daily videos. One can also download the PDF version of the book on the website. Also watch our daily show on Active Kids to watch your favourite lessons.



<https://t.me/zoshyonline>

How does it work?



## Easy peasy steps to follow

## Register at zoshy

You can save your favourite lessons and find them easier

For extra perks!



ONLINE

Step 1: Find us at [www.zoshy.online](http://www.zoshy.online) or scan the QR code

Step 2: Find your grade and select the year

Step 3: Choose your language

Step 4: Choose the week you want to learn out of

Step 5: Choose lessons from what lessons there are

Step 6: Download booklet if you do not have it

Step 7: Watch and follow the teacher as she explains what to do in the book

Step 8: Follow us on Facebook (Zoshy & Active Kids ) to never miss a video

Step 9: Subscribe to our Zoshy Telegram channel if you want to receive daily updates



[www.zoshy.online](http://www.zoshy.online)

In collaboration with the Ministry of Education, Arts and Culture

PRINT

1

Turn the booklet to landscape.



2

Take a ruler & tear the booklet at the top long fold.



3

Fold the booklet in half.



4

The learning journey can start.



**STEPS**  
HOW TO TEAR & USE  
THE BOOKLET



Capricorn Foundation



# How to be a HERO

Protect others,  
protect yourself



ALL HEROS  
**WEAR MASKS**

