

Grade 1: Week 23 & 24 / Ntambondunge 1: Shivike 23 na 24



English / Rumanjo

Spring & Animals / Kwenye navikorama



Ministry of Education,
Arts and Culture



NAMIBIAN
COMMUNITY TRUST

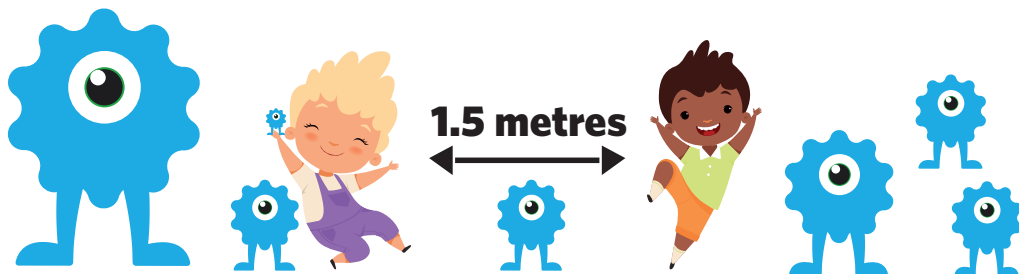


Capricorn Foundation

unicef

for every child





These numbers indicate which day you can complete each worksheet! But if you want to, you can work ahead and do the rest as well.

This publication is a collaboration between the Ministry of Education, Arts and Culture and Namibia Media Holdings. This publication is sponsored by the Ministry.

Copyright © Ministry of Education, Arts and Culture. All parts of this publication cannot be reproduced, stored in a retrieval system or transmitted in any form or by any means, electronic, mechanical, photocopying, recording or otherwise without prior permission of the Ministry of Education, Arts and Culture or the Publisher.

Production by: Namibia Media Holdings **NMH** NAMIBIA MEDIA HOLDINGS

Printing: Newsprint Namibia **newsprint** NAMIBIA



Reading comprehension / Kuvarura nalikwatoghano

Read the story and answer the questions. /
Varura shitimwitira nakulimbura mapuro.

Spring garden

John has a flower garden.
He waters his flower garden
every day.
First, he gets his watering can.
Next, he fills it with water.
Then, he goes outside to his
garden.
Finally, he waters his
sunflowers.

Shipata shapakwenye

Joni kwakara nashipata
shadimucuko.
Ghuye kutekera shipata shendi
kehe liyuva.
Pakuhova, ghuye kudamuna
shihemere shakutekilita,
Ntani atura mema mushihemere
nakurupuka pandje ayende
kushipata.
Paguhura ghuye kutekera
dimucuko dendi.





1. When does this story take place? /
Ruede munke shashorokire shitimwitira shino?

2. Who is the main character? /
Are vatimwitira mushitimwitira shino?

3. What does he use to water his garden? /
Vinke aruwanitanga Joni mukutekera shipata shendi?



1. Count the following objects and write the number in the block. /
Vara vininke vino nakutjanga lilimbururo mushimbangu.

 <input data-bbox="449 402 573 515" type="text"/>	 <input data-bbox="960 402 1084 515" type="text"/>
 <input data-bbox="479 633 573 746" type="text"/>	 <input data-bbox="960 633 1084 746" type="text"/>

2. Count on and back in 10's. / Vara kumeho nakangaranyima mu 10.

a)

b)


c)

d)

Doubling and halving / Kuviripita nakukahepita

1

1. Double the numbers and fill it in on top of the ice-cream. /
Viripita kehe nomora nakutjanga lilimbururo kuwiru ya eyishi.



2. Halve the numbers and fill it in the block. /
Kahepita kehe nomora nakutjanga lilimbururo mushimbangu

10	2	8	6
-------------	------------	------------	------------

3. Complete: / Manita:

Number/ nomora	Halve/ Kahepita	Double/ viripita
2	1	2
4		
10		
12		
16		



Vocabulary/ Ghushwinkango

Read the vocabulary words. /
Varura ghushwinkango:



grow /
kukura



blossoms / kutemuna



butterflies /
mambimbidi



spring / kwenye



bees / mpuka

Fill in the missing letters:

bl ___ ss ___ ms

b ___ tt ___ rflies

sp ___ ing gr ___ w

b ___ es

Yudapo ndanda dina piropo:

K ___ t ___ m ___ n

M ___ m ___ i ___ bi ___ d ___

K ___ k ___ r ___

K ___ en ___

Mp ___ k ___

Search the vocabulary words.

b	u	t	t	e	r	f	l	i	e	s
c	b	g	r	o	w	r	m	o	n	u
l	d	e	f	s	b	e	e	s	r	l
m	g	h	l	s	p	r	i	n	g	r
s	l	f	b	l	o	s	s	o	m	s

Shana ghushwinkango mushimbangu.

s	M	o	k	u	k	u	r	a	e	r	s
f	P	r	v	h	u	l	e	n	t	e	l
k	U	t	e	m	u	n	a	l	s	e	r
d	K	w	e	n	y	e	e	m	p	p	p
m	a	m	b	i	m	b	i	d	i	y	r

Sight words/Nkangomonayiko

2

Read:

where

what

Trace it:

where

what

Write it:

Find and circle the sight words.

on
what see I
where we play

Read each sentence.
Circle the sight words.

1. This is where I learned to ride my bicycle.
2. I want to see what they are doing.

Varura:

Kuni

vinke

Dekera

:

Tjanga:

kuni

vinke

Shana nakudingilika
nkangomonayiko.

atwe kukenga ame
vinke
Kuni pa kudanaghuka

Varura kehe ntanto.
Dingilika nkango monayiko

1. Ove kuni wakushongera kushinga mbashikora.
2. Nashana kumona ashi vinke vana kuruwana.

Write your own sentences using the sight words. /
Tjanga ntanto yanaghumoye mukuruwanita nkangomonayiko.

Shivike 23

Ntambondunge 1



Computation / Kuvara

Identify the number pattern and fill in the missing numbers. / Dimburura mapi ghanomora nakuyudapo nomora dina piropo.

a. 4, 6, 8, 10, 12, _____, _____, _____, _____, _____.

b. 11, 13, 15, 17, 19, _____, _____, _____, _____, _____.

c. 22, 24, 26, 28, 30, _____, _____, _____, _____, _____.

d. 10, 20, 30, 40, 50, _____, _____, _____, _____, _____.

e. 5, 10, 15, 20, 25, _____, _____, _____, _____, _____.

f. 6, 7, 8, 9, 10, _____, _____, _____, _____, _____.

g. 23, 25, 27, 29, 31, _____, _____, _____, _____, _____.

h. 98, 97, 96, 95, 94, _____, _____, _____, _____, _____.

i. 78, 76, 74, 72, 70, _____, _____, _____, _____, _____.









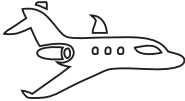

j. 100, 90, 80, 70, 60, _____, _____, _____, _____, _____.



English Activity

Phonics

Say the name of each picture, colour the beginning, middle and ending sounds. Write the word.

Picture	Colour	Write
	f i g b u s	bug
	s e g n a t	
	p i b r u g	
	w o n d a g	
	h u n p a t	
	l a g i o n	
	p a t r e n	
	n e t h o n	
	l e t j a b	
	f e n t a p	

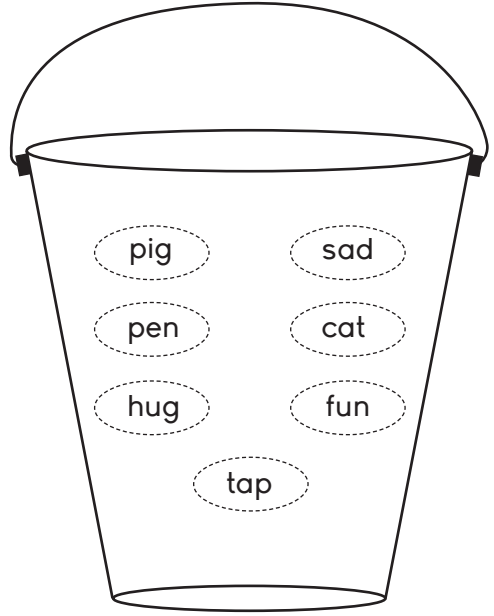
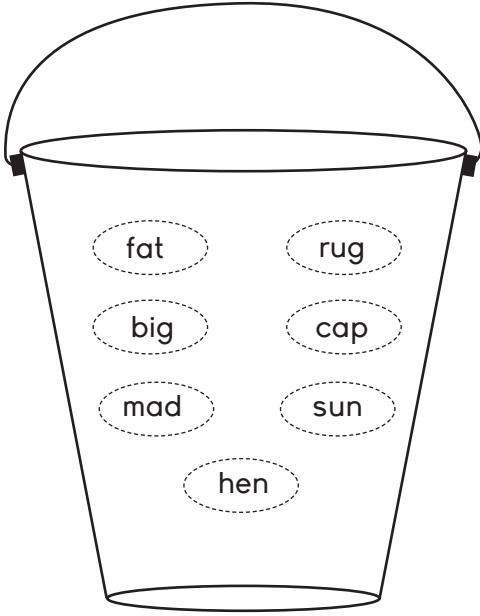
Shivike 23

Ntambondunge 1



English Activity

Rhyming words



Take a word from each bucket that rhymes:

1. fat

and

cat

2. _____

and

3. _____

and

4. _____

and

5. _____

and

6. _____

and

7. _____

and



Sharing / Kutapera

1. Division by repeated subtraction. /
Kutapera kwakughupaghupamo vyakushetakana.

a. $10 - 5 - 5 =$

d. $10 - 5 =$


b. $6 - 2 - 2 - 2 =$

e. $2 -$ $= 0$


c. $- 2 - 2 - 2 - 2 = 0$

f. $- 2 - 2 = 0$

2. Sara and Shaun both like apples. Share these apples equally between them.
/ Sara naShihungu navantje kwahora apura. Vashetakanite kuvatapera apura dino.



3. Draw the apples to show how many each will get. /
Faneka apura ghuneghede ashii ngashi awana keheghuno.



'What' and 'where' questions. / Mapuro gha "vinke" na "kuni".

Read the story and answer the questions. /
Varura shitimwitira nakulimburura mapuro.

My Teddy Bear

I lost my teddy bear.
First, I looked for it on the
bed.

It was not there.

Next, I looked for it in the toy
box. It was not in there.

Then, I looked for it on the
table. It was not there.

My teddy bear was in the
tub.

Shipopisha shande

Ame kani kombanita shipopisha
shande.

Pakuhova, ame kani shishana
pambete. Kapi kanishwana po.

Kani shishana nka
mushimbangu shakutura
vipopisha.

Mbyo kani kenge nka pantishe.
Shipopisha shande kashikara
mulitemba lyakuyowanena.

1. What did the child lose? /
Vinke ana kombanita mwanuke?

2. What is the story about? /
Kuni shahamena shitimwitira shino?

3. Where did the child look for his teddy bear first?
Kuni kashishanene shipopisha mwanuke ghuno pakuhova?

4. Where was the teddy bear?
Kuni kashikara shipopisha?

Problem Solving / Kumahura maghudito

4


13

1. There are 10 red roses and 8 yellow roses. How many roses are there altogether? /
Pana kara dimucuko dadigeha 10 nadimucuko dashinalihenga 8. Dimucuko ngashi
nadintje kudipakerera?



$$\boxed{} + \boxed{} = \boxed{}$$

2. Ava has 10 oranges. She shares them equally between her and Cathy. How many oranges will each one get? /
Eva ana kara namaguni 10. Ghuye mbyo ana ghakutapere naghunyendi Mbuto. Maguni mangashi awana kehe ghuno?




$$\boxed{} \div \boxed{} = \boxed{}$$

3. Ben picks 10 apples in the morning and 6 apples in the afternoon. How many apples did he pick altogether? /
Bene kuna toghora apura 10 ngurangura ntani apura 6 pametaha. Apura ngashi ana toghora nadintje kumwe?



$$\boxed{} + \boxed{} = \boxed{}$$

4. Tom has 12 eggs. He cooks and eats 3 eggs. How many eggs does he have left? /
Tom ana kara namaghuta 12. Ghuye ana terekepo maghuta 3. Maghuta mangashi ana hupopo?



$$\boxed{} - \boxed{} = \boxed{}$$

5. There are 3 nests in a tree. In each nest are 2 chicks. How many chicks are there altogether? /
Kushitondo kuna kara vitunguru 3. Mushitunguru shimwe kuna karamo vidira 2. Vidira vingashi navintje kuvipakerera?



$$\boxed{} + \boxed{} + \boxed{} = \boxed{}$$

Shivike 23

Ntambondunge 1



Capital letters and full stops. / Ndanda dadinene navitwa.

English rules:

- We use capital letters for the following:
 - a person's name (Alex)
 - at the beginning of a sentence (This is my cat.)
 - for the word I (I am happy.)
 - for the days of the week (It is Monday.)
 - for the months of the year (We are in July.)
 - for the names of places (I live in Windhoek.)
- We use a full stop at the end of a sentence.

Veta daRumanyo:

- Atwe kuruwanita ndanda dadinene ku:
 - Lidina Iyamuntu (Vishoni)
 - Kwakuvarekera ntanto (Ame kwakara nambishi.)
 - Mayuva ghamushivike Namuntji ne Mandaha.
 - Mwedi damumwaka (Atwe kuna kara mumwedi waNkurupemba.)
 - Madina ghamavango. (Ame kwatunga muVinduka)
- Atwe kutura shitwa kughuhura wantanto

Re-write the sentences using capital letters and full stops. /
Tjangurura ntanto dino mukutura ko ndanda dadinene navitwa.

1. my name is ben / lidina lyande ne bene

2. i live in windhoek / ame kwatunga muvinduka

3. i am going to the movies on friday / ame ngani kakengera
shidanaghuka pativi muutano

4. there is a butterfly on the flower / mambimbidi ko kumucuko

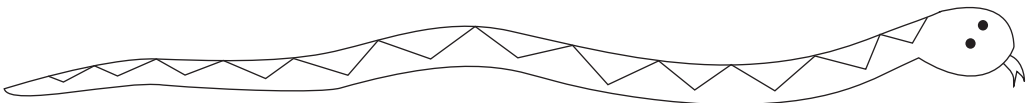
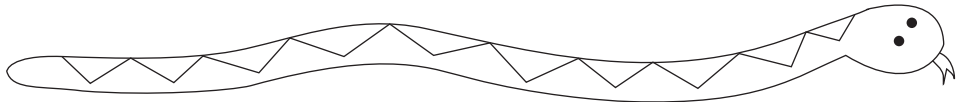
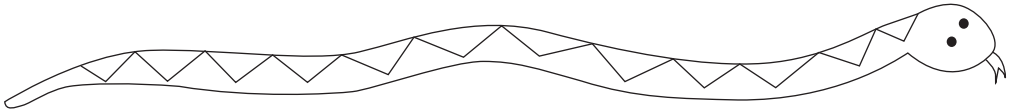


Length / Unaure

5

15

Cut and paste in order by length. Paste from the shortest to the longest. /
Tenga nakurameka kutwara mulikukwamo lyaghunaghure wamayoka.
Rameka kuvarekera liyoka lyalifupi dogoro lyalire.



Shivike 23

Ntambondunge 1





Reading comprehension / Kuvarura nalikwatoghano

Read the story and answer the questions. /
Varura shitimwitira nakulimbura mapuro.

Tom has a dog named Rex. On Monday, Tom left the gate open and Rex got out. He was lost. Tom looked for Rex at the park, but he was not there. Then he looked for him by the lake, but Rex was not there. Tom found Rex at the apple trees. Tom hugged Rex when he found him.

Tame kwakara nambwa yalidina Shingomba. MuMandaha, Tame kapi aghalire kuheka makura Shingomba arupuka pantje. Shingomba akombana. Tame ashanashana Shingomba kwakudanaghukira ene ngoli kapi amuwanine. Ayendi nka akamushane kulikora, ene ngoli nako kapi akamuwanineko. Tame akamuwana Shingomba kuvitondo vyaapura. Tame adamuna nakumamatera Shingomba.

1. When does this story take place? /

Ruvede munke shashorokire shitimwitira shino?

2. What happened on Monday? /

Vinke vyashorokiro muMandaha?

3. Where was the first place Tom looked for Rex? /

Kulivango munke lyakuhova aka shanine Tame Shingombe?

4. Where did Tom find Rex? /

Kuni akawanine Tame Shingomba?

5. What would you do if you lost your dog? /

Vinke ngaghuruwana ntjene ngaghukombanita mbwa yoye?



Numbers / Nomora

Counting forward and backwards in tens. /
Vara kutwara kumeho nakanganyima mumurongo.

32, 42, 52, _____, _____, _____, _____, _____

91, 81, _____, 61, _____, _____, _____, _____

11, 21, _____, _____, 51, _____, _____, _____

87, 77, _____, 57, _____, _____, _____, _____

79, 69, _____, _____, 39, _____, _____, _____

Round off to the nearest 10. / Ghongora pepi na 10.

34 = _____

27 = _____

18 = _____

41 = _____

29 = _____

14 = _____

Arrange the numbers from small to big. / Tjanga nomora
mulikukwamo kuvarekera kunomoradidi dogoro nomoranene.

54 91 73 33 48 _____

27 87 19 43 37 _____

29 17 26 37 41 _____

74 39 26 65 45 _____











18 61 81 16 6 _____



English Activity

Number names

Unscramble the number names.

 <p>n o e</p> <p><input type="text"/> <input type="text"/> <input type="text"/></p>	 <p>s i x</p> <p><input type="text"/> <input type="text"/> <input type="text"/></p>
 <p>o t w</p> <p><input type="text"/> <input type="text"/> <input type="text"/></p>	 <p>s e v n e</p> <p><input type="text"/> <input type="text"/> <input type="text"/> <input type="text"/> <input type="text"/></p>
 <p>t e r h</p> <p><input type="text"/> <input type="text"/> <input type="text"/> <input type="text"/> <input type="text"/></p>	 <p>h e g t i</p> <p><input type="text"/> <input type="text"/> <input type="text"/> <input type="text"/> <input type="text"/></p>
 <p>u r f o</p> <p><input type="text"/> <input type="text"/> <input type="text"/> <input type="text"/></p>	 <p>e i n n</p> <p><input type="text"/> <input type="text"/> <input type="text"/> <input type="text"/></p>
 <p>e f v i</p> <p><input type="text"/> <input type="text"/> <input type="text"/> <input type="text"/> <input type="text"/></p>	 <p>e n t</p> <p><input type="text"/> <input type="text"/> <input type="text"/></p>




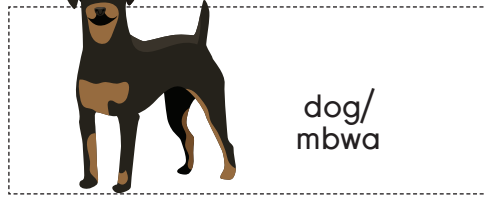
Shivike 24

Ntambondunge 1



Vocabulary/ Ghushwinkango

Read the vocabulary words. /
Varura ghushwinkango:



Ntambondunge 1

Shivike 24

Fill in the missing letters:

d _ _ g

b _ _ rd

p _ _ t

c _ _ t

f _ _ sh

Yudapo ndanda dina piropo:

Mb _ _ a

Sh _ _ d _ _ r _ _

Mb _ _ _ sh _ _

Nt _ _ _ w _ _

Search the vocabulary words.

f	i	s	h	o
c	s	p	e	t
a	p	r	u	l
t	b	i	r	d
d	o	g	k	n

Shana ghushwinkango mushimbangu.

m	b	i	s	h	i	N	w	e	p	o
i	g	l	v	o	t	T	a	M	e	t
m	p	u	k	u	e	J	p	B	s	l
t	r	o	e	t	e	w	d	w	e	r
p	w	s	h	i	d	i	r	a	v	v

Sight words / Nkangomonayiko

2

Read:

yellow

here

away

Trace it:

yellow

here

Write it:

Find and circle the sight words.

here jump yellow
 see
 where help play

Read each sentence.
Circle the sight words.

1. The sun is yellow.
2. You can play here.
3. The dog ran away.

Varura:

Shinalihenga

okuno

kayende

Dekera:

shinalihenga

Tjanga:

okuno

Shana nakudingilika
nkangomonayiko.

okuno kumona kuvatuka
 kuvatera shinalihenga
 kuninko kudanaghuka

Varura ntanto.
Dingilikamo nkangomonayiko


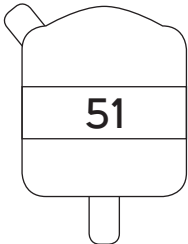
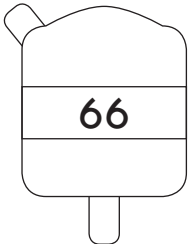





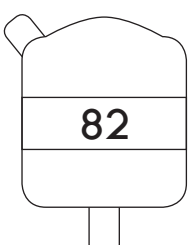
1. Liyuva ne lyashinalihenga.
2. Kuvura ghudanaghukire okuno.
3. Mbwa yinaduka yikayende.

Choose two sight words and write your own sentences. /
 Toghororapo nkangomonayiko mbiri ghutjange ntanto
 danaghumoye.



10 More 10 Less / Yingi na 10 ntani yisheshu na 10

Write the numbers that are 10 more and 10 less for each
popsicle. Color the popsicles. / Yingipita na 10 ntani
sheshupita na 10 nomora oyo vanakupa.

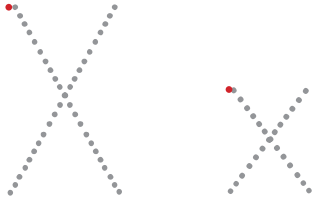
 <p>10 more Yingi na 10</p> <p>10 less Yisheshu na 10</p>	 <p>10 more Yingi na 10</p> <p>10 less Yisheshu na 10</p>
 <p>10 more Yingi na 10</p> <p>10 less Yisheshu na 10</p>	 <p>10 more Yingi na 10</p> <p>10 less Yisheshu na 10</p>
 <p>10 more Yingi na 10</p> <p>10 less Yisheshu na 10</p>	 <p>10 more Yingi na 10</p> <p>10 less Yisheshu na 10</p>
 <p>10 more Yingi na 10</p> <p>10 less Yisheshu na 10</p>	 <p>10 more Yingi na 10</p> <p>10 less Yisheshu na 10</p>
 <p>10 more Yingi na 10</p> <p>10 less Yisheshu na 10</p>	 <p>10 more Yingi na 10</p> <p>10 less Yisheshu na 10</p>



English Activity

Phonics

Trace



Draw a line from the circle to the images that begin with the letter 'x':



umbrella




xenops

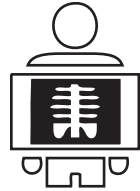

Circle the x's in the sentence:



Xavier plays with his toy ox and xylophone.



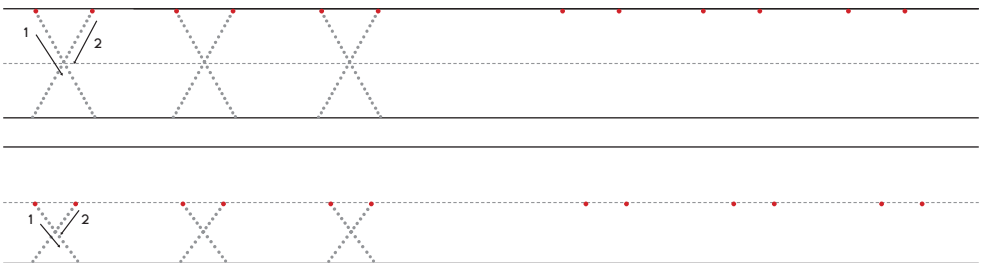
king




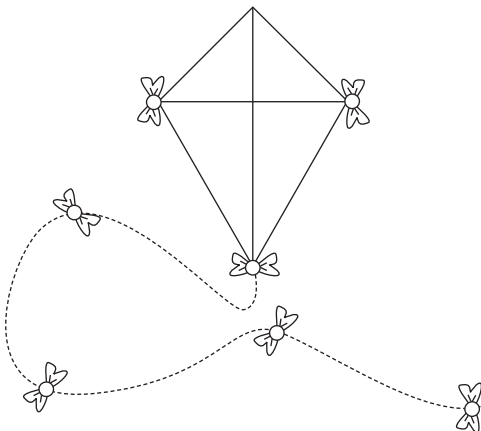
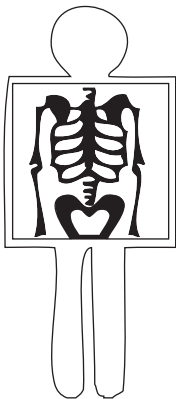
x-ray

Trace

Write




Colour the picture that start with the letter 'x'




Capacity / Ukalimo

More vs Less / Ghungi kushetakanita naghusheshu

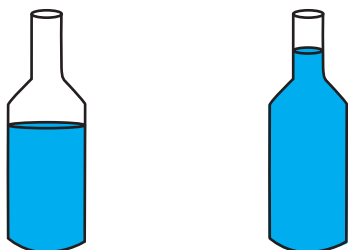
Circle the one with more water. /
Dingilika nkinda yinakaro namema
ghamangi.



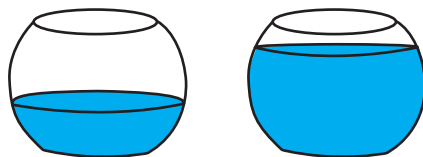
Circle the one with less water. /
Dingilika nkinda yamema
ghamasheshu.




Circle the one with less water. /
Dingilika likende lyamema
ghamasheshu.




Circle the one with more water. /
Dingilika nkinda yamema
ghamasheshu.




Circle the one with less water. /
Dingilika nkinda yamema
ghamasheshu



Circle the one that has more water. /
Dingilika nkinda yinakaro namema
ghamangi.





Colour all the triangles green. / Kwita ndombwe yashinamahako vikovhutatu navintje.

How many triangles are there? /
Vikovhutatu vingashi po?

Colour all the squares red. / Kwita ndombwe yayigeha vikwambando navintje.

How many squares are there? /
Vikwambando vingashi po?

Colour all the rectangles blue. / Kwita ndombwe yashinaliwiru vikovhune navintje.

How many rectangles are there? /
Vikovhune vingashi po?



Syllables / Dimushagharo

4

Look at the pictures. Say the word, clap out the syllables and colour the right number. / Kenga kumafano. Varura nkango, kanda kutwara kudimushagharo nakukwita nomora yaguhunga.


ladybug



shimbumburu




fish



ntjwi



cat



mbishi



parrot



liporo



caterpillar



lighungu



snake



liyoka




hamster



mpuku




dog



mbwa



butterfly



limbimbidi



E n g l i s h

Simple Present Tense : Verb to be

Fill in: am, is, are.

1. We _____ scared.
2. He _____ in the garden.
3. I _____ drawing shapes.
4. They _____ riding their bicycles.
5. She _____ a nurse.
6. You _____ a smart boy.
7. I _____ sleepy.
8. The girls _____ hungry.
9. Tom and I _____ scientists.
10. It _____ sad.



English Activity

Mass

Heavier / lighter with a balance scale.

Look at the following scales and fill in the blanks with **heavier than**, **lighter than** or **the same as**.



The pencil case weighs
_____ the apple.



The pitcher weighs
_____ the lamp.



The tennis ball weighs
_____ the apple.



The tennis ball weighs
_____ the book.



The lamp weighs
_____ the book.





The pencil case weighs
_____ the book.





English Activity

Crossword puzzle


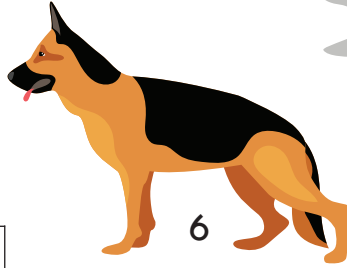


1 →


2 ↓



4 ↓



3 →



5 ↓



7 →



8 →

6 ↓

9 →



8

dog

cat

turtle

rabbit

hamster

snake

parrot

bird

fish



Data Handling / Garafika

Study the picture graph. Use the information from the graph to answer the questions below. / Kenga kugarafika yamafano ghuruwanite mapukururo mukulimbura mapuro kuntji.

Pets in Thea's Pet shop / Vikorama vyakuweka mumundi



Ntambondunge 1

Shivike 24

1. How many of each? / Ntjanga ghungi wakehe vikorama?

dog/mbwa

parrot/liporo

turtle/mbati

fish/ntjwi

2. Are there more turtles than dogs? /

Vambati vangi kupitakana mbwa ndi?

3. Which pet animals count to 8? /

Vikorama munke vinakaro 8?

4. What is the total number of pets in the shop? /

vikorama vingashi navintje kuvipakerera ?

.....

Success begins with education

Parents will be able to visit the website and watch daily videos or they can subscribe to our Zoshy Telegram channel to receive daily videos. One can also download the PDF version of the book on the website. Also watch our daily show on Active Kids to watch your favourite lessons.



<https://t.me/zoshyonline>



ONLINE

For extra perks!

How does it work?



Easy peasy steps to follow

Register at zoshy

You can save your favourite lessons and find them easier



- Step 1: Find us at www.zoshy.online or scan the QR code
- Step 2: Find your grade and select the year
- Step 3: Choose your language
- Step 4: Choose the week you want to learn out of
- Step 5: Choose lessons from what lessons there are
- Step 6: Download booklet if you do not have it
- Step 7: Watch and follow the teacher as she explains what to do in the book
- Step 8: Follow us on Facebook (Zoshy & Active Kids) to never miss a video
- Step 9: Subscribe to our Zoshy Telegram channel if you want to receive daily updates



www.zoshy.online

In collaboration with the Ministry of Education, Arts and Culture

PRINT

- 1** Turn the booklet to landscape.
- 2** Take a ruler & tear the booklet at the top long fold.
- 3** Fold the booklet in half.
- 4** The learning journey can start.

STEPS


HOW TO TEAR & USE THE BOOKLET



VATERA MUKUKENITA GHUDJUNI



Vhukumina kehe hando mundoroma yavihando. Ntjene aghumono vihando palivhu vidamune nakuvivhukuma.



Ghayara ashi weni omo ghuvura kuruwanita nka shininke kumeho yakushivhu kuma. Ove kuvura kuvyukuruka kuruwanita vindini navipurashitika.



Ove kuvura kuvatera namudingunuko. Vininke vimwe nakuvurashi kuvirwanita nka murupe oro vina kara. Mukuruwanita mudinguruko, vininke vimwe kuvura ghuvirwanite ghukatende ko nka shininke shapeke osho ghuyavura kuruwanita nka.

