


# Grade 2: Week 13 and 14



English

## Cleanliness



Ministry of Education,  
Arts and Culture



NAMIBIAN  
COMMUNITY TRUST

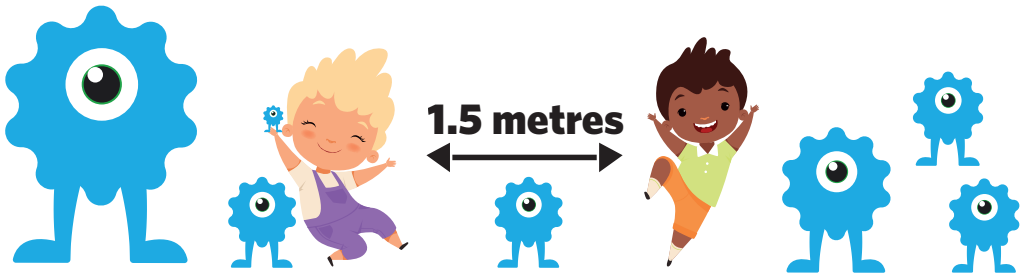


Capricorn Foundation

unicef 

for every child





- |          |          |          |          |          |
|----------|----------|----------|----------|----------|
| <b>1</b> | <b>2</b> | <b>3</b> | <b>4</b> | <b>5</b> |
|----------|----------|----------|----------|----------|

These numbers indicate which day you can complete each worksheet! But if you want to, you can work ahead and do the rest as well.

**This publication is a collaboration between the Ministry of Education, Arts and Culture and Namibia Media Holdings. This publication is sponsored by the Ministry.**

**Copyright © Ministry of Education, Arts and Culture.** All parts of this publication cannot be reproduced, stored in a retrieval system or transmitted in any form or by any means, electronic, mechanical, photocopying, recording or otherwise without prior permission of the Ministry of Education, Arts and Culture or the Publisher.

**Production by: Namibia Media Holdings**  **NAMIBIA MEDIA HOLDINGS**

**Printing: Newsprint Namibia**  **newsprint**



**The Ministry of Education, Arts and Culture**  
[www.moe.gov.na](http://www.moe.gov.na)



# Vocabulary and Sight words

## Vocabulary



## Sight words




1. Find the above words in the puzzle and circle it.

s	m	e	u	d	x	g	p	m
e	e	r	a	o	e	h	g	u
s	f	f	g	o	f	b	l	t
i	r	h	y	g	i	e	n	e
c	g	p	r	e	t	t	y	h
r	m	w	a	s	h	o	o	t
e	u	e	g	o	a	l	s	l
x	s	l	m	a	s	e	r	a
e	t	l	x	p	m	g	h	e
n	n	a	e	l	c	s	m	h



# Phonics – i - words

Build i words with these letters.




Grade 2

Example: sit

_____	_____	_____
_____	_____	_____
_____	_____	_____

Week 13

How many words did you build? \_\_\_\_\_



# Number names

Write the number name three times next to each number.

1 = \_\_\_\_\_

2 = \_\_\_\_\_

3 = \_\_\_\_\_

4 = \_\_\_\_\_

5 = \_\_\_\_\_

Find the number names of the following numbers  
in the word search.

**6, 7, 8, 9, 10**

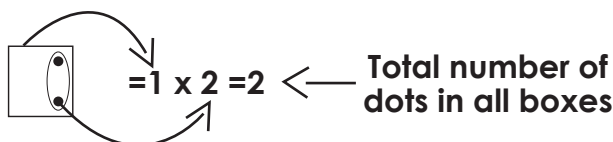
r	t	e	n	n
n	i	n	e	a
q	p	s	v	r
s	i	x	e	w
n	u	s	s	o
e	i	g	h	t



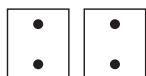
# Multiplication

## 2 Times Table (Groups of 2)


Example: **number of boxes**



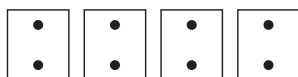
**2 dots in each box**




$$= \underline{2} \times \underline{2} = \underline{4}$$



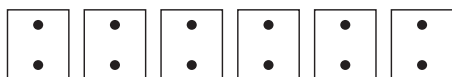
$$= \underline{\quad} \times \underline{\quad} = \underline{\quad}$$




$$= \underline{\quad} \times \underline{\quad} = \underline{\quad}$$



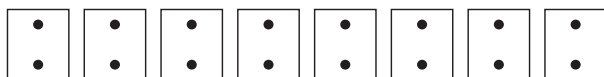
$$= \underline{\quad} \times \underline{\quad} = \underline{\quad}$$




$$= \underline{\quad} \times \underline{\quad} = \underline{\quad}$$



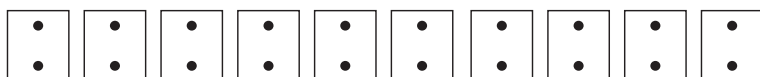
$$= \underline{\quad} \times \underline{\quad} = \underline{\quad}$$



$$= \underline{\quad} \times \underline{\quad} = \underline{\quad}$$



$$= \underline{\quad} \times \underline{\quad} = \underline{\quad}$$



$$= \underline{\quad} \times \underline{\quad} = \underline{\quad}$$

Grade 2


Week 13



# Geometry (2D- shapes)

Read the instructions and draw the shapes inside the box below.

1. Draw a big triangle in the middle of the page.
2. Draw a circle inside the triangle.
3. Draw a square below the triangle.
4. Draw an oval above the triangle.
5. Draw a rectangle in the top right- hand corner.
6. Draw a circle in the bottom left-hand corner.
7. Draw a small triangle in the bottom right- hand corner.
8. Draw a square in the top left-hand corner.



Read the story below and colour all the verbs.

I keep my body clean!  
 I wash my face, I brush my teeth  
 I comb the knots from my hair.  
 I scrub my nails  
 and cut them short  
 I dress up and eat my food.  
 Ready to walk to school.



Grade 2

Week 13





# Reading Comprehension

Read the story below and answer the questions below.

## Clean Hands

Elly washes her hands every day. She likes to wash her hands. She washes her hands with soap and water. She uses soap and water to wash her hands. She uses warm water and soap. She washes her hands for 30 seconds. After 30 seconds she stops washing her hands. She closes the tap. She dries her hands on a clean towel. Every few hours she turns on the tap and washes her hands. Elly has very clean hands. She does not have many germs on her hands. Germs cannot live on her hands.

1. What does Elly use to wash her hands?

.....

2. How long does she wash her hands for?

.....

3. What does she do after washing her hands?

.....

4. What does she use to dry her hands?

.....

5. Does Elly have clean hands?

.....

6. Why doesn't Elly have many germs?

.....

7. Write all 6 question words here on the line.

.....



# Problem Solving

1. Ted sells 10 toilet paper rolls a day. How many toilet paper rolls does he sell in a week?

---

---

2. Dad buys 6 bars of soap for N\$ 3 each. He pays with N\$ 20. How much change will he get?

---

---

3. Baby Sam baths in 4 litres of water a day. How much water does he use to bath in 5 days?

---

---

4. There are 20 facecloths in a pack. 13 were used. How many facecloths are left?

---

---

5. Mom buys me 5 new shirts. Each shirt costs N\$ 10. How much money will she spend?

---

---



# Syllables

## 1. Divide these words into syllables

Example: hygiene = hy – giene

water = \_\_\_\_\_

pretty = \_\_\_\_\_

shampoo = \_\_\_\_\_

facecloth = \_\_\_\_\_

eleven = \_\_\_\_\_

funny = \_\_\_\_\_

starfish = \_\_\_\_\_

## How many claps?

2

\_\_\_\_\_

\_\_\_\_\_

\_\_\_\_\_

\_\_\_\_\_

\_\_\_\_\_

\_\_\_\_\_

\_\_\_\_\_

## 2. Write your own 2 words and break it up.

a) \_\_\_\_\_ = \_\_\_\_\_

b) \_\_\_\_\_ = \_\_\_\_\_

## How many claps?

\_\_\_\_\_





\_\_\_\_\_





# Skip counting

Fill in the missing numbers.



Grade 2

Week 13



# Computation

More than and less than.



More



Less



Use the number line and complete

1 more than 4 = \_\_\_\_\_

2 more than 9 = \_\_\_\_\_

1 less than 6 = \_\_\_\_\_

1 more than 13 = \_\_\_\_\_

2 more than 5 = \_\_\_\_\_

2 less than 15 = \_\_\_\_\_

3 more than 7 = \_\_\_\_\_

3 more than 13 = \_\_\_\_\_

2 less than 4 = \_\_\_\_\_

3 less than 13 = \_\_\_\_\_

3 less than 12 = \_\_\_\_\_

4 less than 17 = \_\_\_\_\_

Fill in: more/less

4 is \_\_\_\_\_ than 5

10 is \_\_\_\_\_ than 20

8 is \_\_\_\_\_ than 6

16 is \_\_\_\_\_ than 15

7 is \_\_\_\_\_ than 1

2 is \_\_\_\_\_ than 10



# Money



five  
cent



ten  
cent



fifty  
cent



one  
dollar



five  
dollar



ten dollar note



twenty dollar  
note

Grade 2

Week 13

**Write the amount:**

a)  $5c + 5c = \underline{\hspace{2cm}} c$

b)  $10c + 10c + 10c + 10c + 10c = \underline{\hspace{2cm}} c$

c)  $50c + 50c = \underline{\hspace{2cm}} c$

d)  $N\$ 5 + N\$ 5 = N\$ \underline{\hspace{2cm}}$

e)  $N\$ 10 + N\$ 10 = N\$ \underline{\hspace{2cm}}$

f)  $N\$ 10 + N\$ 10 + N\$ 5 = N\$ \underline{\hspace{2cm}}$



## 2 and 3 letter words

1. Identify 2 letter words and write them down on the lines below.

sat	an	up	ox	fix	in	pot
us	den	bus	as	egg		

\_\_\_\_\_

\_\_\_\_\_

2. Add a letter to make a 3 letter word.

Example: it = pit

ot = \_\_\_\_\_

is = \_\_\_\_\_

un = \_\_\_\_\_

in = \_\_\_\_\_

op = \_\_\_\_\_

ip = \_\_\_\_\_

en = \_\_\_\_\_

ig = \_\_\_\_\_

at = \_\_\_\_\_

ix = \_\_\_\_\_





# Money

1. Write the value of the coins:



.....

2. Calculate your change. You pay with N\$10:




$N\$10,00 - N\$5,00 = N\$5,00$



.....



.....



.....



.....



## Fill in the missing numbers

101	102				106	107	108	109	110
111		113	114	115	116	117			
121	122	123		125	126		128	129	130
131		133		135		137			140
141	142			145	146			149	150
151		153	154	155		157	158	159	160
161	162		164	165	166				170
171		173	174			177	178	179	
	182	183		185		187	188	189	190
191		193	194	195					200

Grade 2

Week 14

Colour all the **even** numbers from **101 - 140** yellow.

Colour all the **odd** numbers from **150 - 170** green.




# Vocabulary and Sight words

Unscramble the letters to form words.

Example: l l w e = well

1. t m u s = \_\_\_\_\_
2. g d i = \_\_\_\_\_
3. x i s = \_\_\_\_\_
4. o w h = \_\_\_\_\_
5. d g o o = \_\_\_\_\_
6. p s o a = \_\_\_\_\_
7. l c e a n = \_\_\_\_\_





HIV is a virus AIDS is a killer disease,  
It kills adults and kids too.  
Some kids may become orphaned,  
Kids like me and you!



Their parents die from HIV,  
Kids are left alone.  
They get fostered and adopted,  
And move to another home.



So what I need you to do,  
Is to hold my hand.  
And give me a hug,  
All I want is a little love.

Grade 2

Week 14

Read and trace the sentences below, then re -write it on the lines.

a) HIV is a virus.

HIV is a virus. \_\_\_\_\_

b) AIDS is a disease.

AIDS is a disease. \_\_\_\_\_

c) Do not touch my blood.

Do not touch my blood. \_\_\_\_\_

# Capital letters and full stops

Hh

li

Jj

Mm

Ss

Nn

Put in capital letters and full stops.

1. my name is ben =

---

2. my birthday is in may =

---

3. i was born on a monday =

---

4. we live in windhoek =

---

5. winter is my favourite season =

---



# Addition

Think carefully before you write your answer.

•  $33 + 5 = \dots\dots\dots$   $53 + 3 = \dots\dots\dots$

•  $27 + 2 = \dots\dots\dots$   $82 + 6 = \dots\dots\dots$

•  $15 + 2 = \dots\dots\dots$   $91 + 3 = \dots\dots\dots$

•  $40 + 7 = \dots\dots\dots$   $11 + 5 = \dots\dots\dots$

•  $61 + 5 = \dots\dots\dots$   $74 + 1 = \dots\dots\dots$

Grade 2

Week 14



# Beginning sounds

Change the beginning sound to make a new word.

Say **d**ish

change the first sound to **f**  
what am I?



.....

Say **b**un

change the first sound to **s**  
What am I?



.....

Say **p**ig

change the first sound to **d**  
What am I?



.....

Say **c**at

change the first sound to **b**  
What am I?



.....

Say **F**ox

change the first sound to **b**  
What am I?



.....

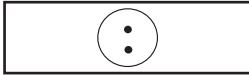
Grade 2

Week 14

# 2X time table and grouping

Draw a group and fill in the answer.

Example:



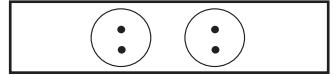
$1 \times 2 = 2$

$3 \times 2 = \underline{\hspace{2cm}}$

$5 \times 2 = \underline{\hspace{2cm}}$

$7 \times 2 = \underline{\hspace{2cm}}$

$9 \times 2 = \underline{\hspace{2cm}}$



$2 \times 2 = 4$

$4 \times 2 = \underline{\hspace{2cm}}$

$6 \times 2 = \underline{\hspace{2cm}}$

$8 \times 2 = \underline{\hspace{2cm}}$

$10 \times 2 = \underline{\hspace{2cm}}$

Grade 2

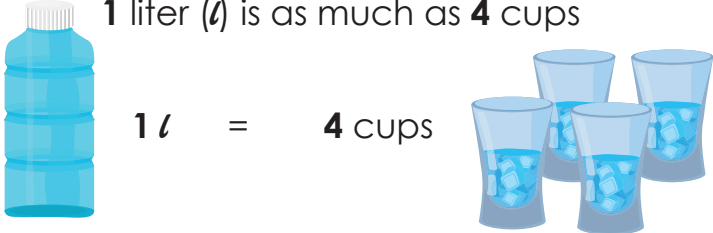
Week 14





# Capacity

1 liter (l) is as much as 4 cups




1 l = 4 cups

Does it hold **more** or **less** than 1 liter?  
Circle the correct answer?



**more** or less



more or **less**



more or **less**



more or **less**

# Verbs

Look at the pictures and act it out!



run



shower



brush



cooking



wash hair



singing and dancing



climbing on a ladder

Grade 2

Week 14



# Subtraction of decade numbers

Look at the sums below.

Cut and paste the correct answer next to it.

60-40=

80-40=

30-10=

90-20=

80-50=

70-40=

90-90=

70-10=

70-20=

80-30=

0

40

50

30

20

20

50

70

60

30

Grade 2








Week 14



# Ending sounds

Read:

Look at the picture and write the new word:

put	 <p>pup</p>
rod	 <p>.....</p>
rip	 <p>.....</p>
bay	 <p>.....</p>
pop	 <p>.....</p>
bib	 <p>.....</p>
hug	 <p>.....</p>

Grade 2

Week 14



# Word box

Use any of these words to complete the sentences.



brush



toothbrush




shampoo



soap



comb



nailfile



towel

1. I brush my teeth with a \_\_\_\_\_.
2. I wash my face with a facecloth and \_\_\_\_\_.
3. I use \_\_\_\_\_ to wash my hair.
4. I dry my wet body with a \_\_\_\_\_.
5. I clean my nails with a nailbrush and \_\_\_\_\_.



# Success begins with education

Parents will be able to visit the website and watch daily videos or they can subscribe to our Zoshy Telegram channel to receive daily videos. One can also download the PDF version of the book on the website. Also watch our daily show on Active Kids to watch your favourite lessons.



<https://t.me/zoshyonline>



For extra perks!

ONLINE

How does it work?



## Easy peasy steps to follow

## Register at zoshy

You can save your favourite lessons and find them easier



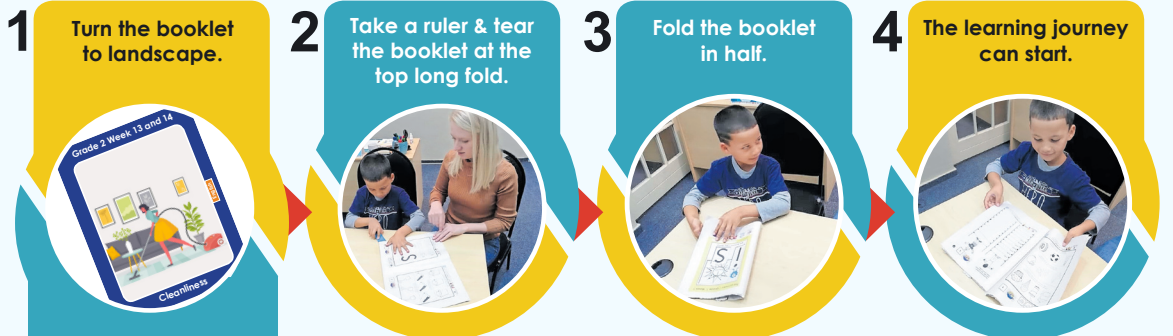
- Step 1: Find us at [www.zoshy.online](http://www.zoshy.online) or scan the QR code
- Step 2: Find your grade and select the year
- Step 3: Choose your language
- Step 4: Choose the week you want to learn out of
- Step 5: Choose lessons from what lessons there are
- Step 6: Download booklet if you do not have it
- Step 7: Watch and follow the teacher as she explains what to do in the book
- Step 8: Follow us on Facebook (Zoshy & Active Kids ) to never miss a video
- Step 9: Subscribe to our Zoshy Telegram channel if you want to receive daily updates



[www.zoshy.online](http://www.zoshy.online)

In collaboration with the Ministry of Education, Arts and Culture

PRINT



### STEPS

HOW TO TEAR & USE THE BOOKLET





# GET TO KNOW YOUR TEACHERS!



**Anetta Bezuidenhoudt**

Senior Education Officer and assists in compiling and reviewing every book.

These educational material booklets include competencies from the Junior Primary Phase syllabus that supports learning, help ensuring knowledge and ability to students in line with the teaching process. Using technological products to produce these booklets helped to remove some learning barriers.

The E-learning booklets can be used as an assessment tool by the teachers to understand learners' previous knowledge, the outcome of learning process and at the same time they can be used to to enable learners to monitor the progress of their own learning.

## Get to know more about another Namibian language!

This week we will be learning about *Khoekhoegowab*.

Did you know?

- Khoekhoegowab has 4 clicks, namely !, |, || and ǀ.
- It is spoken in Namibia, Botswana and South Africa.
- There are about 200 000 people in Namibia that speaks Khoekhoegowab.
- Regions in Namibia where it is mostly spoken include; **Kunene, Khomas, Hardap, Omaheke, Otjizondjupa and Oshikoto.**

**Take part in our competition of the week!**

**You stand a chance to**

**WIN N\$ 100**

What have you enjoyed about the My Zone school books and online school? Whatsapp your answer with the following:

**+264 81 850 3609**

**Name & Surname, Grade, School, why you enjoy the project and a picture of you holding one of our books.**

