
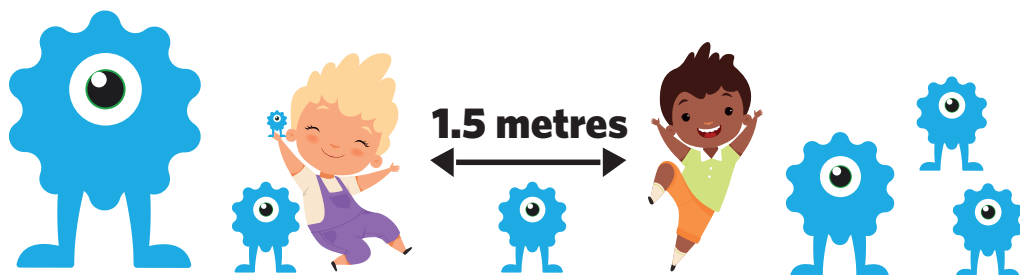



Grade 1: Week 15 & 16 / Ntambondunge 1: Shivike 15 na 16

English / Rumanyo



Body Parts / Maruha gharutu



These numbers indicate which day you can complete each worksheet! But if you want to, you can work ahead and do the rest as well.

This publication is a collaboration between the Ministry of Education, Arts and Culture and Namibia Media Holdings. This publication is sponsored by the Ministry.

Copyright © Ministry of Education, Arts and Culture. All parts of this publication cannot be reproduced, stored in a retrieval system or transmitted in any form or by any means, electronic, mechanical, photocopying, recording or otherwise without prior permission of the Ministry of Education, Arts and Culture or the Publisher.

Production by: Namibia Media Holdings  **NAMIBIA MEDIA HOLDINGS**

Printing: Newsprint Namibia  **newsprint** NAMIBIA



Vocabulary / Ghushwinkango

Read the vocabulary words. / Varura maghushwinkango.

head /
mutwe

eyes / mantjo



nose / liyuru



ears / matwi



mouth / kanwa

Fill in the missing letters:

h__a__

__ar__

n__s__

e__e__

__o__th

Yudamo ndanda dinapiromo:

M__t__e

M__tw__

L__yur__

Ka__w__

Search the vocabulary words.

h	e	e	d	m	n
n	a	y	f	t	o
s	r	e	k	u	s
a	s	s	l	o	e
e	m	o	u	t	h

Shana maghushwi nkango mushimbangu.

h	m	u	t	w	e	m
s	t	e	k	u	s	a
a	w	k	a	n	w	a
a	w	k	a	n	w	a
l	i	y	u	r	u	h



Sight words

Read:

a

the

Trace it:

Write it:

a a a

an an

the

Search the vocabulary words.

m	a	a	t
y	n	z	h
a	a	n	e
l	t	h	e

Number 15 / Nomora 15

1

Colour in / Kwita ndombwe



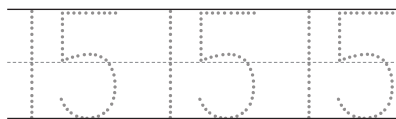
Make 15 dots on the dice / Ruwana
vindomo 15 muvimbangu



Clircle the word fifteen / Dingilika
nkango ronatano

fourteen/ronane fifteen/ronatano
sixteen/ronantayimwe
fifteen/ronatano fifteen/ronatano


Trace / Dekera



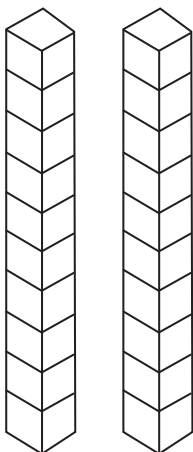
Write / Tjanga



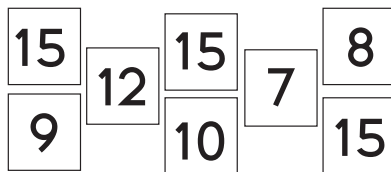
Colour in 15 smiley faces /
Kwita ndombwe vipara 15
vyakumenyuna



Colour in 15 blocks /
kwita ndombwe
vimbangu 15



Colour in the number 15 / Kwita
ndombwe nomora 15



Before anda after /
Kuruku nakumeho



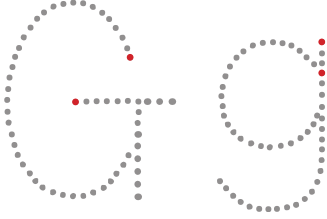
Shivike 15

Ntambundunge 1




The 'G' 'g' sound / Mushagharo wandanda 'g'

Trace / Dekera



Circle the g's in the sentence: /
Dingilika ndanda "G" muntanto:



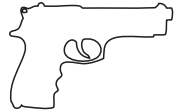
The girl got a
golden gift.

Ghushi wande
waghugeha.

Draw a line from the circle to the images
that begin with the letter 'g': / Faneka
mutunda kutundilira kulighuta linakaro
ndanda G dogoro
kulifano lyatamikitangondanda "G"



hat
likoli



gun
ghuta



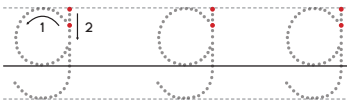
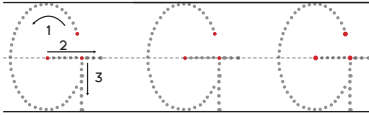
sweet/ghushi



girl
mukadona






Trace / Dekera



Write / Tjanga



Colour the picture that start with the letter 'g' /
Kwita ndombwe lifano lyakutamikita ndanda "G"



Number bonds / Nomora daghuholi


<div>7</div> <div>5 <input type="text"/></div>	<div>6</div> <div><input type="text"/> 3</div>	<div>4</div> <div>2 <input type="text"/></div>	<div>9</div> <div>2 <input type="text"/></div>	<div>5</div> <div>4 <input type="text"/></div>
<div>10</div> <div><input type="text"/> 7</div>	<div>8</div> <div>1 <input type="text"/></div>	<div>2</div> <div>0 <input type="text"/></div>	<div>3</div> <div>1 <input type="text"/></div>	<div>8</div> <div>8 <input type="text"/></div>
<div>10</div> <div><input type="text"/> 5</div>	<div>4</div> <div>2 <input type="text"/></div>	<div>5</div> <div><input type="text"/> 3</div>	<div>7</div> <div>4 <input type="text"/></div>	<div>1</div> <div>1 <input type="text"/></div>
<div>10</div> <div><input type="text"/> 0</div>	<div>8</div> <div><input type="text"/> 7</div>	<div>8</div> <div>4 <input type="text"/></div>	<div>10</div> <div><input type="text"/> 2</div>	<div>6</div> <div>5 <input type="text"/></div>
<div>5</div> <div>2 <input type="text"/></div>	<div>4</div> <div><input type="text"/> 0</div>	<div>6</div> <div>5 <input type="text"/></div>	<div>7</div> <div>5 <input type="text"/></div>	<div>5</div> <div><input type="text"/> 1</div>

Shivike 15

Ntambundunge 1



Connect the dots: 1-25 / Gwanikilita vindomo: 1-25



Reading comprehension/ Kuvarura nalikwatoghano

Read the story and answer the questions.

My name is Pam.
I have two big blue eyes.
I have two ears.
I have one nose and one mouth.

1. What is her name?

2. How many ears does she have?

3. What colour is your eyes?

Varura shitimwitira nakulimbura mapuro kuntji:

Ame lidina lyande ne Lishaka.
Ame kwakara namantjo maviri ghamakenu.
Ame kwakara namatwi maviri.
Ame kwakara naliyuru limwe nakanwa kamwe.

1. Are lidina lyendi?

2. Matwi mangashi akara nagho?

3. Nke ruvara rwamantjo ghoye?













Shivike 15

Ntambundunge 1



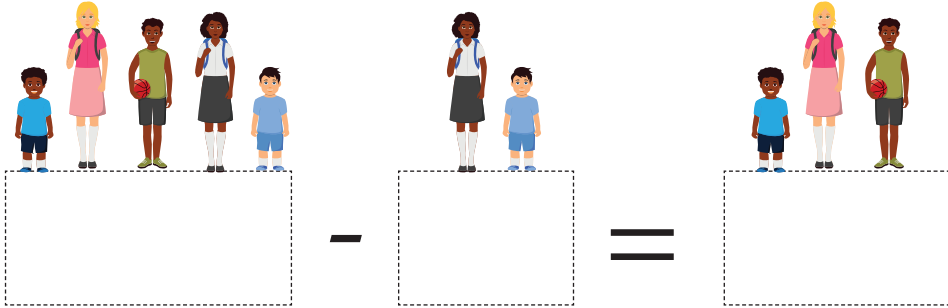
Body Parts/ Maruha gharutu

Look at the picture and circle the correct word. / Kenga kumafano nakudingilika nkango yaghuhunga.


 <p>head / mutwe hed / ntwedu</p>	 <p>ear / litwi eye / lintjo</p>
 <p>ear / litwi eye / lintjo</p>	 <p>noz / litenga nose / liyuru</p>
 <p>mouth / kanwa mouf / kunwa</p>	 <p>alm / lighoko arm / lighuru</p>
 <p>leg / lighuru lig / liguni</p>	 <p>hand / nyara hanb / nyanga</p>
 <p>her / heka hair / huki</p>	 <p>hand / liwoko foot / lipadi</p>

Problem Solving / Kumahura maghudito


1. 5 learners were playing on the playground. 2 of them go back to the classroom. How many learners are on the playground now? / Vanuke 5 kavadanene kwakudanaghukira. Vanuke 2 kavavyuka munkondarongero. Vanuke vangashi vana karopo pakudanaghukira?



2. There are 8 cows on a farm. The farmer sells 4 of them. How many cows are left on the farm? / Pafarama kuna kara po ngombe 8. Munafarama ana ghulita po ngombe 4. Ngombe ngashi dina huparopo pafarama?



3. Riya bought a stationary set for N\$2. She paid with N\$5 coins. How much change would she receive? / Ngonde kuna ghuru shipakiti shavitjangito kumukosho wa N\$2. Ghuye kuna futu na N\$5. Tjindji yavingashi ana wana?



Capital letters & Full stops / Ndanda dadinene navitwa

Rewrite each sentence correctly. Begin each sentence with a capital letter and end with a full stop.

1. i see five penguins

2. they are black and white

3. fish is their favourite food

4. they are on the ice

5. sliding is fun

Tjangurura kehe ntanto mughuhunga. Tamikita kehe ntanto nandanda yayinene ntani hulita nashiyivito varuro shaghuhunga.

1. ame kuna kumona vidira

2. ruvara rwavyo ne ghukenu naghutipu

3. ntjwi ndo ndya vyahora po unene




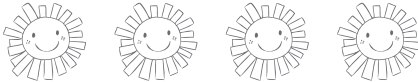
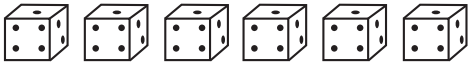





4. vyavyo kuna kara pamakerekeshe

5. kutjwema ne ghuwawa shiri



I know my numbers. / Ame kuvura kutura nomora mulikukwamo

Colour the number, its name and the correct number of objects with the same colour. / Kwita nomora, lidina lyanomora navininke vina shetakano nanomora ndombwe yakukufana.

7	six/ ntayimwe	
3	nine/ ntane	
10	two/ viri	
1	four/ ne	
4	one/ mwe	
8	seven/ ntambiri	
5	ten/ murongo	
9	five/ tano	
2	eight/ ntantatu	
6	three/ ntatu	

Shivike 15

Ntambundunge 1



Questions: Yes or No / Mapuro: Nhii ndi hawe

Circle Yes or No: / Dingilika nhii ndi hawe:

Is this a hand? / Nyara dino ndi?

Yes
Nhii



No
Hawe

Is this a nose? / Liyuru lino ndi?

Yes
Nhii



No
Hawe

Are these eyes? / Mantjo ghano ndi?

Yes
Nhii



No
Hawe

is this a heel? /
Ndjuke yino ndi?

Yes
Nhii



No
Hawe


Is this skin? / Shipapa shino ndi?

Yes
Nhii



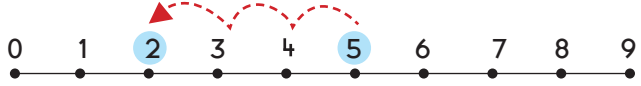
No
Hawe






Computation: Subtraction / Vivarero: Kughupamo

$$5 - 3 = \boxed{2}$$



$$6 - 2 = \boxed{}$$



$$4 - 2 = \boxed{}$$



$$9 - 7 = \boxed{}$$



$$7 - 1 = \boxed{}$$



$$7 - 5 = \boxed{}$$



$$8 - 2 = \boxed{}$$



$$7 - 3 = \boxed{}$$



Shivike 15





Ntambundunge 1



Data Handling / Garafika

Study the picture graph. Use the information from the graph to answer the questions below. / Kenga kugarafika yamafano. Ruwanita mapukururo pa-garafika ghulimbure mapuro kuntji.

Tool's in Joyce's Kitchen / Vinike vyamundjugho yakuterekera yaMate

Kettles / Viketifa	
Cups / Nkinda	
Plates / Marupasha	
Pots / Vifoyo	

1. How many of each? / Vara vininke vyamu ndjugho yakuterekera nakutjanga nomora mushimbangu

Kettles/
viketifa

Cups/
nkinda

Plates/
marupasha

Pots/
vifoyo

2. Are there more plates or cups? / Vinke vyavingi po, visha ndi nkinda?

3. Which kitchen tool counts to 2? / Vininke munke vyamundjugho vina karo 2 tupu?

4. What is the total number of Joyce's kitchen tools? / Vingashi vininke vyamundjugho yakuterekera yaMate navintje kumwe?

Vocabulary / Ghushwinkango

Read the vocabulary words. / Varura maghushwinkango

head /
mutwe

eyes / mantjo



nose / liyuru



ears / matwi



mouth / kanwa

Unscramble the letters:

deah _____
 seye _____
 srea _____
 esno _____
 thuom _____

Tjanga nawa nkango dino:

twemu _____
 ntjoma _____
 twima _____
 rulyu _____
 nwaka _____

Write sentences with the vocabulary words

eyes _____
 ears _____
 nose _____

Tjanga ntanto namaghushwi nkango

mantjo _____
 ore _____
 neus _____



★ Sight words / Nkango monayiko

look / kenga

is / kuna★

for / sha

up / kuwiru

I / ame

now / ngoli

little / shididi

we / atwe

the / osho

down / kuntji

blue / shinaliwiru

in / mu



Number 16 / Nomora 16

1

Colour in / Kwita ndombwe



Make 16 dots on the dice / Ruwana vindomo 16 muvimbangu



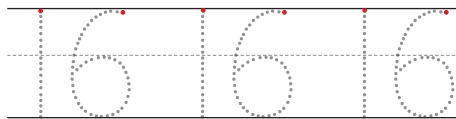
Circle the word sixteen / Dingilika nkango ronantayimwe

sixteen/ronantayimwe eleven/ronamwe

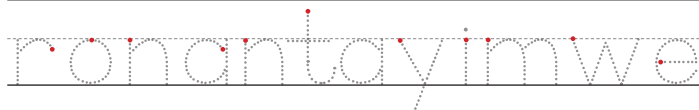
fourteen/ronane

sixteen/ronantayimwe sixteen/ronantayimwe

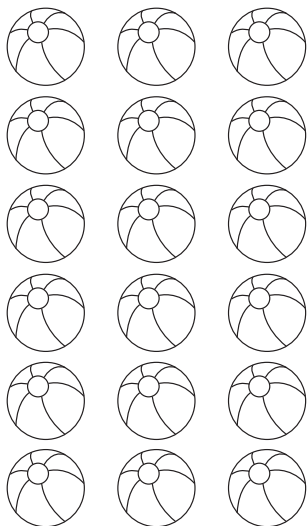
Trace / Dekera



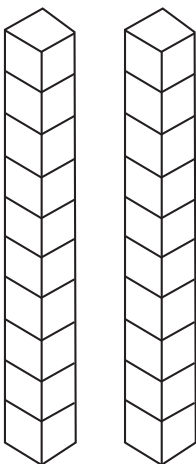
Write / Tjanga



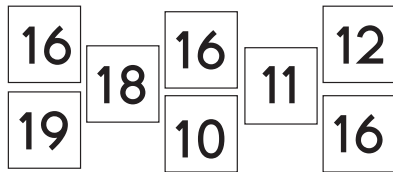
Colour in 16 balls / Kwita ndombwe bara 16.



Colour in 16 blocks / Kwita ndombwe vimbangu 16.



Colour in the number 16 / Kwita ndombwe nomora 16.



Before and after / Kuruku nakumeho



Shivike 16

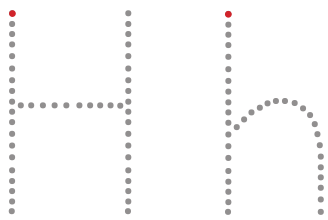
Ntambundunge 1



The 'H' 'h' sound / Mushagharo wandanda "H"

Shivike 16
Ntambundunge 1

Trace / Dekera



Draw a line from the circle to the images that begin with the letter 'h': / Faneka mutunda kutundilira kulighuta lyandanda "h" dogoro kulifano lyakutamikita nandanda "h"



hat
likoli



hair
huki




gate
heka



house
ndjugho

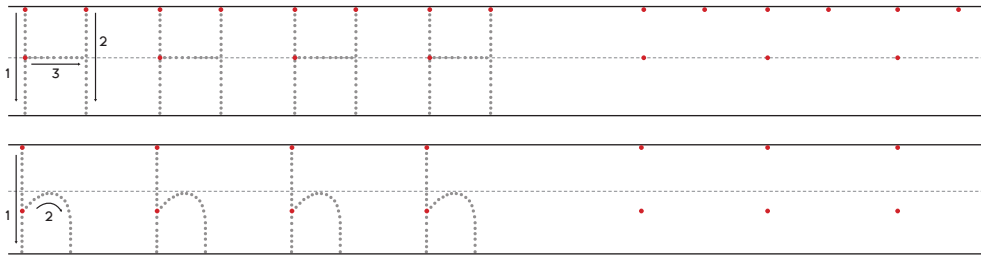


Circle the h's in the sentence: / Dingilika ndanda "h" muntanto:



Hannah's hair is heavy. / Huki dande disheshu mumutwe.

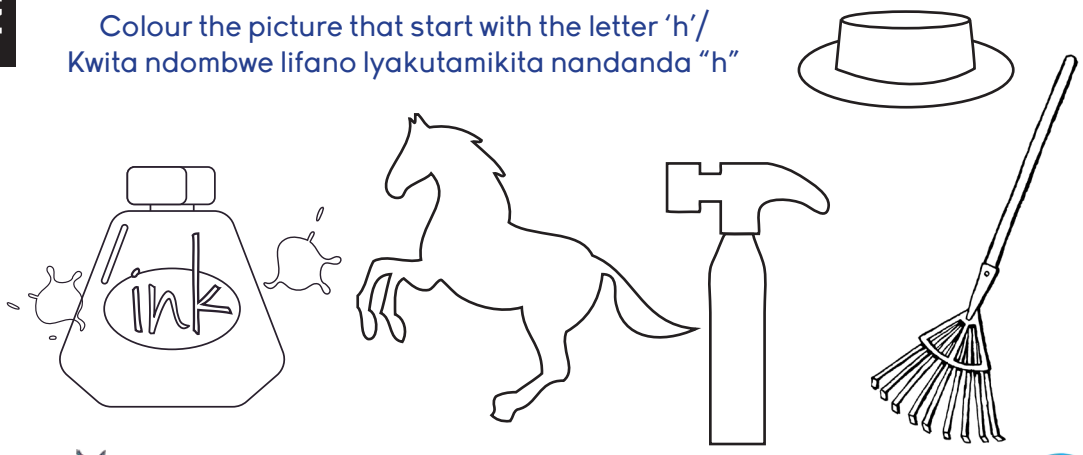
Trace / Dekera



Write / Tjanga



Colour the picture that start with the letter 'h' / Kwita ndombwe lifano lyakutamikita nandanda "h"





Number names / Madina ghanomora

Trace the name of each number, then write it once. /
Dekera lidina lyakehe nomora, makura litjange rumwe tupu

Write

Tjanga

1 one 1 mwe

2 two 2 viri

3 three 3 tatu

4 four 4 ne

5 five 5 tano

6 six 6 ntayimwe

7 seven 7 ntambiri

8 eight 8 ntantatu

9 nine 9 ntane

10 ten 10 murongo

Shivike 16

Ntambundunge 1



Number bonds / Lituro kumwe lyanomora

Complete the number bonds / Yudamo nomora yina piromo

<div style="text-align: center;">4</div> <div style="display: flex; justify-content: space-around;"> <div></div> <div>4</div> </div>	<div style="text-align: center;">5</div> <div style="display: flex; justify-content: space-around;"> <div>5</div> <div></div> </div>	<div style="text-align: center;">7</div> <div style="display: flex; justify-content: space-around;"> <div></div> <div>7</div> </div>	<div style="text-align: center;">8</div> <div style="display: flex; justify-content: space-around;"> <div>8</div> <div></div> </div>
<div style="text-align: center;">9</div> <div style="display: flex; justify-content: space-around;"> <div></div> <div>7</div> </div>	<div style="text-align: center;">10</div> <div style="display: flex; justify-content: space-around;"> <div>3</div> <div></div> </div>	<div style="text-align: center;">5</div> <div style="display: flex; justify-content: space-around;"> <div>0</div> <div></div> </div>	<div style="text-align: center;">6</div> <div style="display: flex; justify-content: space-around;"> <div>5</div> <div></div> </div>
<div style="text-align: center;">7</div> <div style="display: flex; justify-content: space-around;"> <div></div> <div>6</div> </div>	<div style="text-align: center;">8</div> <div style="display: flex; justify-content: space-around;"> <div></div> <div>4</div> </div>	<div style="text-align: center;">9</div> <div style="display: flex; justify-content: space-around;"> <div>3</div> <div></div> </div>	<div style="text-align: center;">10</div> <div style="display: flex; justify-content: space-around;"> <div></div> <div>2</div> </div>
<div style="text-align: center;">5</div> <div style="display: flex; justify-content: space-around;"> <div></div> <div>4</div> </div>	<div style="text-align: center;">6</div> <div style="display: flex; justify-content: space-around;"> <div>2</div> <div></div> </div>	<div style="text-align: center;">7</div> <div style="display: flex; justify-content: space-around;"> <div></div> <div>4</div> </div>	<div style="text-align: center;">8</div> <div style="display: flex; justify-content: space-around;"> <div>2</div> <div></div> </div>
<div style="text-align: center;">9</div> <div style="display: flex; justify-content: space-around;"> <div>3</div> <div></div> </div>	<div style="text-align: center;">10</div> <div style="display: flex; justify-content: space-around;"> <div></div> <div>7</div> </div>	<div style="text-align: center;">5</div> <div style="display: flex; justify-content: space-around;"> <div>3</div> <div></div> </div>	<div style="text-align: center;">6</div> <div style="display: flex; justify-content: space-around;"> <div>3</div> <div></div> </div>



English Activity

3

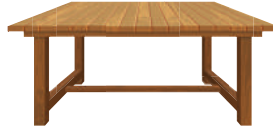
Articles

We use 'an' in front of the vowels [a,e,i,o,u] and 'a' in front of the consonants.

Fill in the blank space with a or an.



_____ ant



_____ table



_____ car



_____ bulb



_____ hen



_____ ox



_____ elf



_____ nose



_____ pot



_____ bed



_____ onion



_____ van

Shivike 16

Ntambundunge 1



Modals

Can describes an ability to do something.

May is used to ask permission or talk about future possibilities.


Example: He can climb mountains.

John may visit us this weekend.


Complete each sentence with 'can' or 'may':

1. _____ Rebecca write poems?
2. It _____ rain tomorrow.
3. The bottle _____ hold one liter of juice.
4. _____ I accompany you to the library?
5. _____ you recycle these bottles?
6. You _____ use my phone.






Addition and Subtraction / Kupakapo nakuguhupamo



$$5 + 2 = \boxed{7}$$



$$6 - 2 = \boxed{}$$




$$4 + 2 = \boxed{}$$



$$9 - 7 = \boxed{}$$



$$7 + 1 = \boxed{}$$




$$6 + 3 = \boxed{}$$



$$8 - 5 = \boxed{}$$



$$5 + 4 = \boxed{}$$



Shivike 16

Ntambundunge 1



Possessive nouns / Nkwateli nkangodina

Whose is it? / Wie s'n is dit?



Matamu



Emi



Shindimba



Nangura



Timo



Mate



Whose are they? /
Dare dino?

They are Sophie's shoes. /
Odo nkaku daEmi.



Whose is it? /
Yare yino?

.....
.....



Whose is it? /
Are ghuno?

.....
.....



Whose is it? /
Yare yino?

.....
.....



Whose is it? /
Yare yino?

.....
.....



Whose is it? /
Yare yino?

.....
.....



Whose is it? /
Share shino?

.....
.....



Whose are they? /
Dare dino?

.....
.....



Whose is it? /
Are ghuno?

.....
.....




Whose is it? /
Yare yino?

.....
.....


Problem Solving / Kumahura maghudito

1. There are 10 apples in a shop. 5 are sold. How many are left? / Kuna kara apura 10 mushitora. Apura 5 vanadighulita. Apura ngashi dina hupopo?



$$\boxed{} - \boxed{} = \boxed{}$$

2. Ben sees 8 cars. Pam sees 7 cars. What is the difference? / Bene kuna mono vihaghuto 8. Tame kuna mono vihaghuto 7. Panke vinakushuviri vihaghuto ana mono Bene navihaghuto ana mono Tame?



$$\boxed{} - \boxed{} = \boxed{}$$

3. There are 9 dogs. 7 dogs ran away. How many dogs are left? / Kuna kara mbwa 9. Mbwa 7 dina duka po. Mbwa ngashi dina hupopo?



$$\boxed{} - \boxed{} = \boxed{}$$

Shivike 16

Ntambundunge 1



Let's read and colour. / Took tuvarure nakukwita ndombwe.

1. Maya wears an orange jacket. /

Katiku kuna dwata mbindja yashinaghuguni.

2. Maya has a brown basket. /

Katiku ana kara nashikumba shashinaghulivhu.

3. There are red apples in the basket. /

Mushikumba kuna kara mo apura dadigeha.

4. Carl has black hair. /

Matamu kwakara nahuki daditipu.

5. He has a big blue apple cart. /

Ghuye ana kara nakarukara kaapura kashinaliwiru.

6. He wears green pants. /


Ghuye kuna dwata ranga yashinamahako.

7. Maya and Carl has yellow shoes. /

Katiku namatamu kwakara nankaku dashinaliwinu.

Maya

Carl



Mass / Mukumo

Circle the object that is heavier. / Dingilika shininke shaghudito po.






Capacity / Ukalimo

Which container will hold the more?

Colour the container you think will hold the most. /

Shuma munke shighupo ghukalimo waghungi?

Kwita ndombwe shuma osho ghuna kughayara shighupo ghukalimo waghungi.

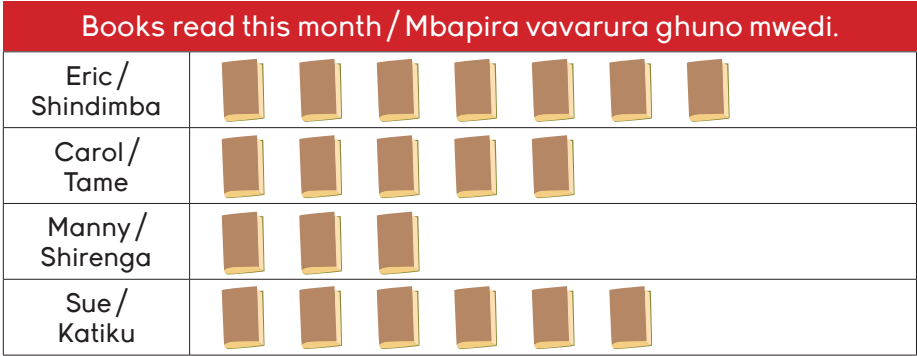


Data Handling / Garafika

Books Pictograph / Garafika yambapira

Eric, Carol, Manny and Sue are the top readers in their Grade 1 class. This pictograph shows how many books they read this month./

Shindimba, Tame, Shirenga naKatiku mbo vavaruopo mbapira dadingi muntambondunge 1. Garafika yino kuna kunegheda mbapira vavarura mumwedi ghuno.



Shivike 16

Ntambondunge 1

1. Who read the most? /
Are avaruro po unene? _____
2. How much more did Eric read than Carol? /
Ghungi wambapira ngashi avarura Shindimba kupitakana Tame?

3. How many books did Sue read? /
Mbapira ngashi avarura Katiku? _____
4. How much less did Manny read than Sue? /
Ghusheshu wambapira ngashi avarura Shirenga kupitakana Katiku? _____
5. Who read the least? /
Are avaruro po mbapira dadisheshu? _____
6. How many books did they read in total? /
Mbapira ngashi vavarura navantje kumwe? _____

Success begins with education

Parents will be able to visit the website and watch daily videos or they can subscribe to our Zoshy Telegram channel to receive daily videos. One can also download the PDF version of the book on the website. Also watch our daily show on Active Kids to watch your favourite lessons.



<https://t.me/zoshyonline>

How does it work?



Easy peasy steps to follow

Register at zoshy

You can save your favourite lessons and find them easier

For extra perks!



ONLINE

Step 1: Find us at www.zoshy.online or scan the QR code

Step 2: Find your grade and select the year

Step 3: Choose your language

Step 4: Choose the week you want to learn out of

Step 5: Choose lessons from what lessons there are

Step 6: Download booklet if you do not have it

Step 7: Watch and follow the teacher as she explains what to do in the book

Step 8: Follow us on Facebook (Zoshy & Active Kids) to never miss a video

Step 9: Subscribe to our Zoshy Telegram channel if you want to receive daily updates



www.zoshy.online

In collaboration with the Ministry of Education, Arts and Culture

PRINT

1

Turn the booklet to landscape.



2

Take a ruler & tear the booklet at the top long fold.



3

Fold the booklet in half.



4

The learning journey can start.



STEPS
HOW TO TEAR & USE
THE BOOKLET



Capricorn Foundation



Weni omo ghuvura KURARA LIPENDA

popera vaghunoye,
kupopere naghumoye



MAPENDA NAGHANTJE

KUDWATA

